



First Program Year CAPER

The CPMP First Consolidated Annual Performance and Evaluation Report includes Narrative Responses to CAPER questions that CDBG, HOME, HOPWA, and ESG grantees must respond to each year in order to be compliant with the Consolidated Planning Regulations. The Executive Summary narratives are optional.

The grantee must submit an updated Financial Summary Report (PR26).

GENERAL

Executive Summary

This module is optional but encouraged. If you choose to complete it, provide a brief overview that includes major initiatives and highlights that were proposed and executed throughout the first year.

The City of Henderson's Consolidated Annual Performance and Evaluation Report (CAPER) is a summary and evaluation of the City's progress made toward projected outcomes. While the 2010-2014 Consolidated Plan and the 2010-2011 Action Plan provided strategic direction and short-term goals, respectively, the CAPER addresses accomplishments, reports on quantitative measures of progress, explains why progress was not made, and details delayed and/or cancelled projects during the period of July 1, 2010 through June 30, 2011. The City of Henderson's CAPER reviews the utilization of the Community Development Block Grant (CDBG) and HOME Investment Partnerships Program (HOME) funding. The City of Henderson received an allocation of \$1,244,870 in CDBG funds and \$523,613 in HOME funds. In addition, there was \$998,017 in unexpended CDBG funds and \$907,538 in unexpended HOME funds available from previous program years.

The statutory purposes of the CDBG and HOME programs are to provide decent housing, to create suitable living environments, and create economic opportunities, principally for the benefit of low/moderate income persons. During the 2010-2011 reporting period, the existence of CDBG and HOME funded programs in the City was instrumental in acquiring over \$3.9 million in additional funding for related activities to foster the goals of both programs.

For the City of Henderson, CDBG and HOME projects were very successful over the 2010-2011 reporting period. Efforts to provide decent housing resulted in the residences of 583 low-income households receiving necessary repairs and over 2,800 families, including victims of domestic violence and homelessness, were assisted in accessing stable housing. At least 53 households were prevented from sinking into homelessness and maintained their housing for at least 6 months following provision of supportive services. Projects to provide suitable living environments assisted in providing nutritious meals to 8,900 people in need. Projects to expand economic opportunities helped the parents of 45 children to maintain their employment due to the presence of quality/affordable daycare and assist 5 entrepreneurs in starting their own business, and as a result, creating an additional 7 jobs.

Overall the City expended \$1,538,285 of CDBG and HOME funds in 2010-2011. Of this amount \$1,226,600 was CDBG funds and \$311,685 was HOME funds. The remaining \$1,169,849 in CDBG and \$1,145,288 in HOME funds will be carried over to the 2011-2012 program year.

General Questions

1. *Assessment of the one-year goals and objectives:*
 - a. *Describe the accomplishments in attaining the goals and objectives for the reporting period.*
 - b. *Provide a breakdown of the CPD formula grant funds spent on grant activities for each goal and objective.*
 - c. *If applicable, explain why progress was not made towards meeting the goals and objectives.*

Overall, the majority of the CDBG and HOME projects funded during the past year met or exceeded planned goals. There were 18 projects funded by CDBG funds in 2010-2011, including 11 public service projects, 1 rehabilitation project, 5 public facility improvement projects and 1 economic development project. Three of the public facilities improvement projects were completed during the year, which improved sustainability for the purpose of creating suitable living environments. Rehabilitation and repair activities assisted 583 households last year. The CDBG-funded Emergency Repair Program assisted 18 households last year, and these funds were leveraged with the City's Weatherization Assistance Program, which assisted 564 low-income residents with home repairs to improve energy efficiency.

The City also met its goals for the HOME First Time Homebuyer (FTB) Program. The goal was to assist 3 homebuyers with down payment and closing costs, and 3 were assisted with acquisition and rehab of a new home. The Neighborhood Stabilization Program (NSP1) also assisted 4 homebuyers in purchasing homes last year.

Overall, 25 activities received allocations of CDBG and/or HOME funding in the 2010-2011 reporting year. Generally speaking, at the beginning of the grant year recipients of grant allocations provided projections of the number of persons/households they expected would benefit from their utilization of CDBG & HOME funding. Construction or rehabilitation projects reported the number of units as the expected goal. On the following pages these activities have been categorically grouped and are reported as expected outcomes and specific results achieved as compared to planned goals.

The tables below breakdown specific goals and objectives planned and achieved during 2010-2011, including the amounts of funds allocated and spent on each activity. Activities marked with an asterisk (*) utilized prior years' funding and the balance of activities utilized funding from prior years' allocations.

Table 1

Goal and objective: Accessibility to suitable living environments					
<i>Project</i>	<i>Plan Goal</i>	<i>Actual</i>	<i>Allocation</i>	<i>Spent</i>	<i>Source</i>
Blind Center of Nevada	12	22	5,000	5,000	CDBG
Giving Life Ministries	10,000	8,855	35,000	35,000	CDBG
HopeLink	1,200	3,404	57,000	57,000	CDBG
Nathan Adelson Hospice	40	45	3,000	3,000	CDBG
Opportunity Village	1	0	200,000	0	CDBG
Positively Kids	15	12	9,526	9,526	CDBG
St. Rose Helping Hands	4,000	5,546	24,500	24,500	CDBG

Goal/objective: Accessibility to suitable living environments

There were three projects that reported lower accomplishments than originally anticipated. Giving Life Ministries served less people with their nutritional services program than they expected due to a similar service being offered for the first time by four other nearby agencies. The other agencies started offering their services in January 2011. This was unexpected since Giving Life Ministries has always exceeded their goals in the past. Positively Kids also reported fewer accomplishments than expected. They offer medical daycare and respite services to families with medically fragile children. Opportunity Village has experienced delays in design and engineering but their designs have been approved and they are scheduled to begin construction of their Henderson campus expansion during the 11-12 program year.

Table 2

Goal and objective: Accessibility to decent housing					
<i>Project</i>	<i>Plan Goal</i>	<i>Actual</i>	<i>Allocation</i>	<i>Spent</i>	<i>Source</i>
Catholic Charities-Marian	15	12	2,500	2,500	CDBG
SAFE House	42	159	24,000	24,000	CDBG
The Shade Tree	2,700	3,402	5,000	5,000	CDBG
Women's Development Center	200	233	10,000	10,000	CDBG
*Homeowner Rehab	10	1	100,000	19,134	HOME
*Develop Affordable Housing	60	0	100,000	0	HOME
Weatherization	261	564	2,637,208	2,106,770	Other

Goal/objective: Accessibility to decent housing

Catholic Charities of Southern Nevada reported fewer accomplishments than expected with the Marian Residence Program. This program offers assistance to homeless women to help them with stable housing and employment. The Homeowner Repair program is a loan program that's offers a low-interest loan to residents in need of home repairs. This program assisted one homeowner but experienced a low demand as most people did not want to take out a loan at this time. There are 60-units of affordable housing being developed and should be completed during the 11-12 funding year.

Table 3

Goal and objective: Affordability of suitable living environments					
<i>Project</i>	<i>Plan Goal</i>	<i>Actual</i>	<i>Allocation</i>	<i>Spent</i>	<i>Source</i>
Boys & Girls Clubs-Worm	45	45	9,000	9,000	CDBG

Goal/objective: Affordability of suitable living environments

The Worm Catcher Program at the Boys & Girls Club provides before- and after-school activities to low-income families. They provide affordable childcare which allows parents to maintain their employment. Their accomplishments were right on target.

Table 4

Goal and objective: Affordability of decent housing					
<i>Project</i>	<i>Plan Goal</i>	<i>Actual</i>	<i>Allocation</i>	<i>Spent</i>	<i>Source</i>
1 st Time Homebuyer	3	3	100,000	61,853	HOME
*CHDO-Housing Dev.	3	2	171,252	128,229	HOME

Goal/objective: Affordability of decent housing

The First-Time Homebuyer Program assisted 3 homebuyers with down payment assistance and closing costs to purchase a home, as well as some rehab. The City has funded Housing for Nevada, a Community Housing Development Organization (CHDO), and the organization was able to purchase 2 homes this year with prior years' allocations of HOME funds. They will sell these homes to first-time homebuyers.

Table 5

Goal and objective: Sustainability of decent housing					
<i>Project</i>	<i>Plan Goal</i>	<i>Actual</i>	<i>Allocation</i>	<i>Spent</i>	<i>Source</i>
COH-Emergency Repairs	12	18	50,000	34,182	CDBG
Rebuilding Together	2	3	5,000	4,886	CDBG

Goal/objective: Sustainability of decent housing

Progress was made on both of these activities. Rebuilding Together was able to provide emergency repair assistance to 3 low-income households and the City of Henderson's own Emergency Repair Program was able to assist 18 low-income households. The improvements made to these 21 properties helped the homeowners to maintain stable housing.

Table 6

Goal and objective: Sustainability of suitable living environments					
<i>Project</i>	<i>Plan Goal</i>	<i>Actual</i>	<i>Allocation</i>	<i>Spent</i>	<i>Source</i>
P&R – BMI Pool House	1	1	45,000	29,860	CDBG
P&R – Wells Pool Deck	1	1	45,000	45,000	CDBG
P&R – Valley View Rec.	1	1	25,000	23,568	CDBG
P&W – Trailer Estates Ph.1	1	0	252,110	0	CDBG
*PW-Triangle Area	1	1	348,473	348,473	CDBG
*PW-Triangle Area	1	1	274,240	148,190	CDBG-R
PW-Victory Road	1	1	66,791	66,791	CDBG

Goal/objective: Sustainability of suitable living environment

The majority of the public facility improvement projects were completed in the 10-11 program year, including three Parks & Recreation projects and two Public Works projects. One project, Trailer Estates - Phase 1, experienced delays in construction due to the local power company. They needed to prepare designs for the removal of the existing streetlights, relocation of a power pole, and setting a service pedestal. This project will be completed in the 11-12 program year.

2. *Describe the manner in which the recipient would change its program as a result of its experiences.*

Henderson experienced a high level of success in achieving planned outcomes during the past year and will not change its approach in the near future. The CDBG entitlement for the City of Henderson has been approximately \$1,200,000, and HOME approximately \$500,000, for the past several years. Large projects often take more funding than the City has available, making it necessary to fund certain projects in phases over consecutive years and the partner to develop multiple funding sources for the project. Pre-funding a project with future years' allocations is allowable and would obviously benefit large projects and the community, but due to the annual threats to cut the CDBG budget, Henderson is reluctant to utilize this avenue. If funding could be set at a guaranteed amount for successive years, the City would be able to confidently pre-fund large projects and more efficiently utilize the CDBG program resources.

3. *Affirmatively Furthering Fair Housing:*
a. *Provide a summary of impediments to fair housing choice.*
b. *Identify actions taken to overcome effects of impediments identified.*

The dynamic nature of the housing market in Southern Nevada, including lack of liquidity for developers to purchase land for future development, rapidly depreciating home values, previous urban sprawl, and investors purchasing foreclosed homes has severely crippled the local market which can impact fair housing choice.

In January 2010 the City issued an Analysis of Impediments to Fair Housing (AI) report. Basically, the Fair Housing Act prohibits housing discrimination and Fair Housing is the process and vehicle for ensuring those protections. The AI is prepared to identify potential impediments and barriers to fair housing choices which by their nature may restrict a person's ability to obtain housing for reasons of race, color, religion, sex, disability, familial status or national origin. The AI identified the following impediments:

- A lack of complaint data collection necessary to perform analysis of fair housing complaints
- Citizens lack of knowledge of fair housing rights & responsibilities
- Lack of adequate supply of affordable housing
- Citizen resistance to group homes
- Potential predatory and/or unfair lending issues

The City of Henderson demonstrated a proactive approach to Fair Housing initiatives through education, outreach, and community collaboration. This past year the City began increasing communication with the HUD Fair Housing and Equal Opportunity offices to improve timely feedback on the number and type of fair housing complaints in our community. The City will analyze data in an effort to respond to trends and required actions as may be necessary. The City began public awareness activities to help residents understand their rights and responsibilities regarding fair housing. Education and increased awareness to as many individuals as possible about fair housing will result in:

- Facilitating a more meaningful understanding of the law
- Increased awareness of the rights afforded protected classes and standards to be maintained
- Empowering victims of illegal activities to assert their rights
- Enabling key sectors of the community to act proactively to comply with fair housing provisions

Activities addressing the supply of affordable housing are discussed in the Barriers to Affordable Housing section on page 23 of this Action Plan. The City did not receive license applications for group homes last year but the City will review any and all group home licensing applications and note potential neighborhood resistance and facilitate appropriate communications as required. The City is monitoring potential changes to Nevada Statutes regarding community and group homes. Legislative changes could result in updates to the City's code. The City enhanced collaborative efforts with home buyer education providers to better inform applicants before submission of mortgage loan applications in an effort to mitigate predatory loan practices.

The lack of adequate supply of affordable housing was identified in the Analysis of Impediments (AI) as an impediment to fair housing. The activities described in the Specific Housing Objectives section of this Plan will increase the supply of affordable housing and help low-income residents maintain their existing affordable housing thereby remove barriers to affordable housing.

The City is in the process of analyzing new 2010 census data as it becomes available and will update the AI as necessary. This year the City began utilizing the new census data to conduct an analysis as to whether specific racial or ethnic minorities have a disproportionate need for affordable housing and specifically identify existing affordable housing available in areas of minority concentrations as an update to the AI.

The collaboration with the Southern Nevada Bankers Collaborative this past year has resulted in education classes being conducted for non-profit providers and low-income buyers to educate them on predatory lending practices and other rights and issues regarding Fair Housing. The City is strongly committed to collaborations and partnerships furthering Fair Housing Initiatives in Henderson and Clark County. To promote fair housing, and assist in assuring all citizens are aware of their rights to fair housing, we continue to have an employee representative sit on the Community Housing Resource Board, as well as offer financial assistance to sponsor workshops and educational programs & materials. The City Attorney's office dedicates one attorney to address local complaints and to refer anyone experiencing discrimination issues to HUD's Fair Housing Office.

Efforts were also initiated to coordinate with Nevada Legal Services in providing services to citizens requiring representation with fair housing complaints. Additionally, the City has several staff members actively involved in the Southern Nevada Regional Planning Commission, Workforce Housing Committee which coordinates regional housing efforts, including impediments to fair and affordable housing.

4. *Describe Other Actions in Strategic Plan or Action Plan taken to address obstacles to meeting underserved needs.*

Although housing valuations have dropped considerably over the past 3 years, NIMBYism (Not In My Backyard) continues as a significant obstacle to affordable multi-family housing, in addition to relatively small entitlement allocations available to the City to address obstacles.

While land costs have stabilized, development of affordable units is unrealistic in the present environment, the City continued to solicit affordable development from non-profit and for-profit developers to assist with underserved needs. The City funded a 60-unit senior development project that is under construction and is scheduled to open in August 2011. The City has also committed funds for the development of three more senior developments, which will provide 367 new units of affordable housing in the spring of 2012.

Furthermore, Henderson places a high priority on participation in the Regional approach to evaluate tools to address the lack of affordable housing. Henderson's active participation in the Southern Nevada Regional Planning Commission's efforts over this past year helps to insure Henderson residents will participate in Regional solutions to the lack of affordable housing.

In addition to collaborating with stake holders and brainstorming options for affordable housing, the City has been funding a Community Housing Development Organization (CHDO) and plans to expand this collaboration. The CHDO has been acquiring and rehabilitating properties for sale as affordable housing to homebuyers. Fourteen homebuyers have been served through the program to date. The City has developed a partnership with Consumer Credit Counselling Service. We are also in the discussion with numerous non-profit counseling agencies to provide education and counseling services for first-time homebuyers. These efforts will expand over the next year to assist in removing barriers to affordable housing.

5. *Leveraging Resources*

- a. *Identify progress in obtaining "other" public and private resources to address needs.*
- b. *How Federal resources from HUD leveraged other public and private resources.*
- c. *How matching requirements were satisfied.*

Besides the CDBG and HOME funding, the City of Henderson utilized \$355,272 in State Low Income Housing Trust Fund (LIHTF) dollars for the Development of Affordable Housing. LIHTF Welfare Set-Aside funds totaling \$88,860 were utilized in homeless prevention projects, while \$40,000 in State LIHTF Tenant-Based Rental Assistance (TBRA) funds were committed to assist in homeless prevention activities. The LIHTF TBRA funds serve as match for a McKinney-Vento Homeless Assistance Act project and an expansion project utilized by HopeLink to prevent homelessness in the community. \$129,277 in City General Funds

supported Regional Homeless Coordination activities, which is part of our response to ending chronic homelessness. The City's Weatherization Program utilized \$151,422 of State Weatherization funds and \$585,468 of Nevada Department of Energy funds, as well as \$27,000 in LIHTF Weatherization funding.

Responding to Federal Stimulus initiatives, the City of Henderson had one Substantial Amendment to the 2010-2011 Action Plan. The City received a direct allocation of \$3,901,144 in Neighborhood Stabilization Program-3 (NSP3) funds to assist with the purchase of foreclosed homes. The City was also allocated \$304,711 in CDBG-Recovery funding in 2008 and these funds were used for a public improvement project that was completed this year.

The following table lists the source and amount of funds available for the City's Housing & Community Development activities during 2010-2011.

Housing & Community Development Funds FY 2010/2011	
Sources of Funds	Amount
CDBG - current year (10-11)	\$1,244,870
CDBG - prior years	\$998,017
State of Nevada	
Low-Income Housing Trust Funds (LIHTF)	\$1,318,954
LIHEA Weatherization	\$78,671
LIHTF Welfare Set-Aside	\$99,175
HOME Funds	\$630,832
Weatherization Assistance Program Funds	\$2,637,208
HOME - current year (10-11)	\$523,613
HOME - prior years	\$907,538
HOME Program Income	\$25,252
CDBG Program Income	\$0
TOTAL	<u>\$8,464,130</u>

Managing the Process

1. *Describe actions taken during the last year to ensure compliance with program and comprehensive planning requirements.*

The CDBG Program Advisory Committee, as well as CDBG & HOME staff, utilized the 2010-2014 Comprehensive Plan document as the framework for 2010-2011 program implementation. City Departments and community subrecipients were informed of the planned priority activities and desired outcomes as applications for program funding were being developed. The past five Annual Action Plans were developed within the structure of comprehensive planning requirements and internal policies & procedures. Public input was solicited and the Program Advisory Committee meetings were attended by members of the community.

The CDBG program has developed a subrecipient Monitoring Manual and the HOME program has developed "Developer Monitoring Procedures" for Multi-family, Single-family and CHDO recipients and routine monitoring is an ongoing process for both programs. The City has taken a proactive approach in utilization of the optional Consolidated Plan Management Process (CPMP) tool in developing and reporting its Consolidated Plan, Action Plans, and this Year One CAPER report. Members of the City staff have attended several training opportunities on the Outcome Performance Measurement system and have coordinated with local jurisdictions on implementation of outcome measurement tracking methods. Technical support has been provided to new subrecipients of 2011-2012 allocations to review the outcome measurement criteria and reporting requirements.

Citizen Participation

1. *Provide a summary of citizen comments.*

The City of Henderson Consolidated Annual Performance and Evaluation Report (CAPER) for the year ending June 30, 2011 was advertised locally in the *Las Vegas Review Journal* as available for a 30-day public review and comment period from July 29, 2011 through September 1, 2011 in accordance with the Citizen Participation Plan incorporated as part of the Five-Year Consolidated Plan. The 30-day public comment period of the 10-11 CAPER was also advertised in *El Tiempo*, the Spanish version of the *Las Vegas Review Journal*. The Action Plan, Five-Year Consolidated Plan, CAPER, IDIS, and any other public documents or reports are available for citizen review at any time in the Neighborhood Services Division Office. In addition, the City's CDBG Program Advisory Committee (PAC), appointed by City Council, reviewed the draft CAPER document. The City Council approved submission of this CAPER on September 6, 2011 and no comments were received as a result of the public review and comment period.

2. *In addition, the performance report provided to citizens must identify the Federal funds made available for furthering the objectives of the Consolidated Plan. For each formula grant program, the grantee shall identify the total amount of funds available (including estimated program income), the total amount of funds committed during the reporting period, the total amount expended during the reporting period, and the geographic distribution and location of expenditures. Jurisdictions are encouraged to include maps in describing the geographic distribution and location of investment (including areas of minority concentration). The geographic distribution and expenditure requirement may also be satisfied by specifying the census tracts where expenditures were concentrated.*

**Please note that Citizen Comments and Responses may be included as additional files within the CPMP Tool.*

This table details CDBG/HOME program funding during the 2010-2011 reporting period:

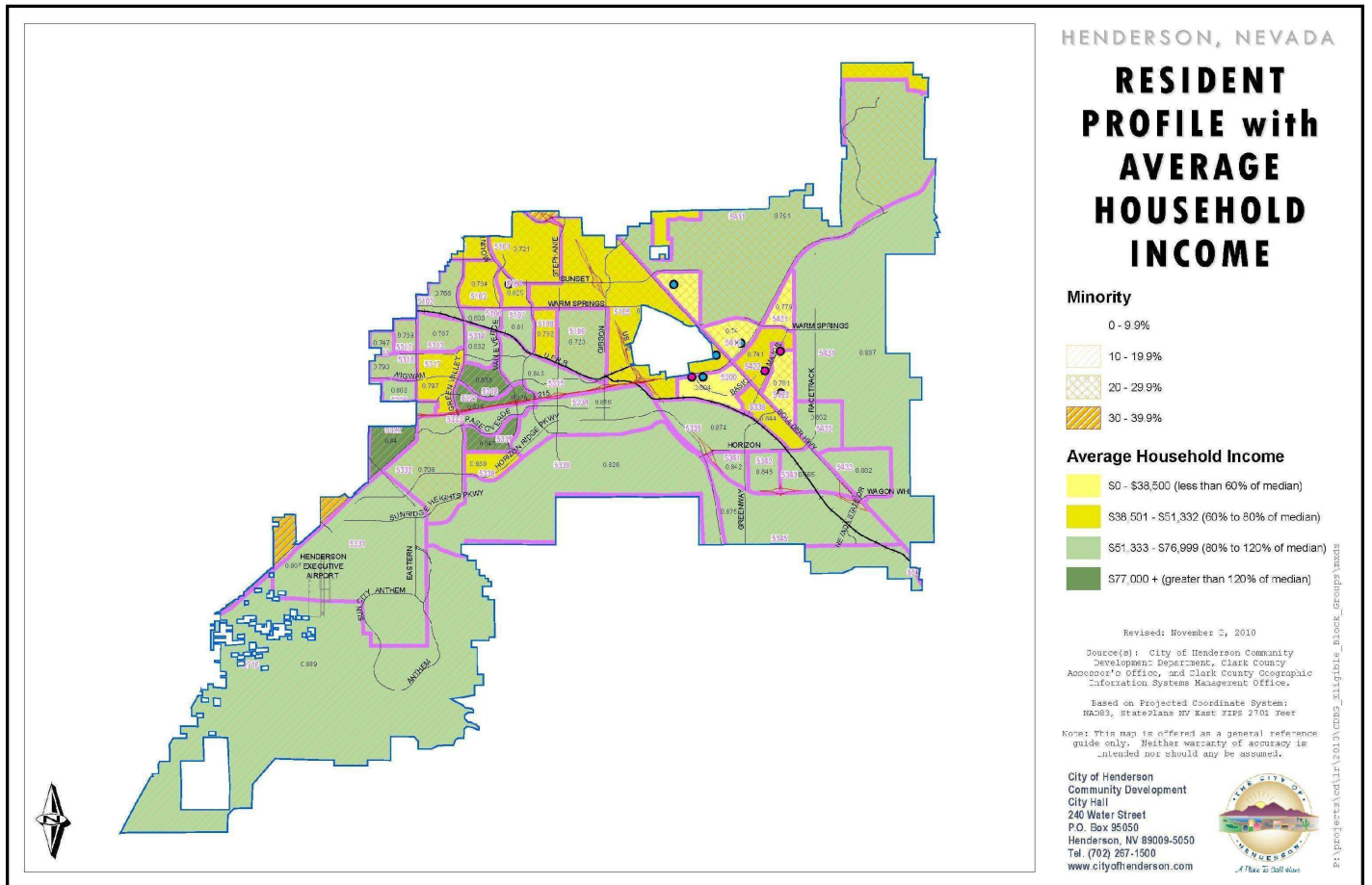
FORMULA GRANT PROGRAM FUNDS			
CDBG	10-11	Prior Yrs	Total
Funds Available	\$1,244,870	\$998,017	\$2,242,887
Funds Committed	\$1,244,870	\$998,017	\$2,242,887
Funds Expended	\$546,046	\$680,554	\$1,226,600

FORMULA GRANT PROGRAM FUNDS				
HOME	10-11	Prior Yrs	PI	Total
Funds Available	\$523,613	\$907,538	\$25,252	\$1,456,403
Funds Committed	\$523,613	\$907,538	\$25,252	\$1,456,403
Funds Expended	\$77,483	\$208,950	\$25,252	\$311,685

Additional details regarding funds available, committed, and expended on specific activities and related outcomes are described on pages 3, 4, and 8 of this CAPER.

Location of Investment

This map indicates the CDBG projects that occurred in areas of low-income and the minority concentration of those areas that benefited from expenditures made in 2010-2011. For more detailed information, see maps on the following pages.



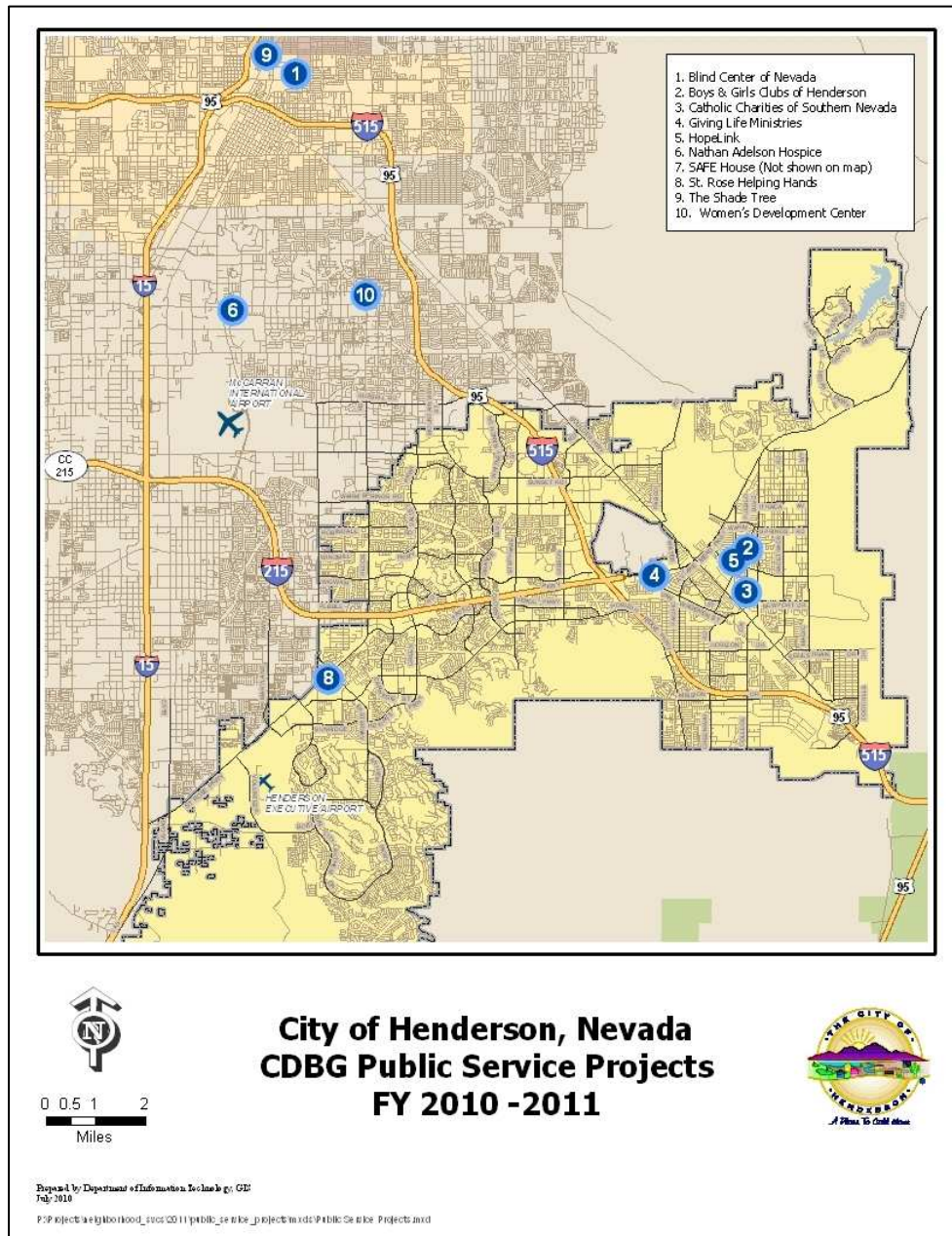
Geographic Distribution

The City of Henderson applies the Quartile Threshold of 32.8% of poverty and has 30 qualified census block groups throughout the City. The block groups are not in a concentrated area, but the highest population of minorities (Hispanic) and the older neighborhoods are located in the downtown Henderson area (Townsite), Pittman and the Victory Village area. These are the areas of major geographic concentration for CDBG projects, as well as utilization of HOME funding for rehabilitation and first-time homebuyer program funding.



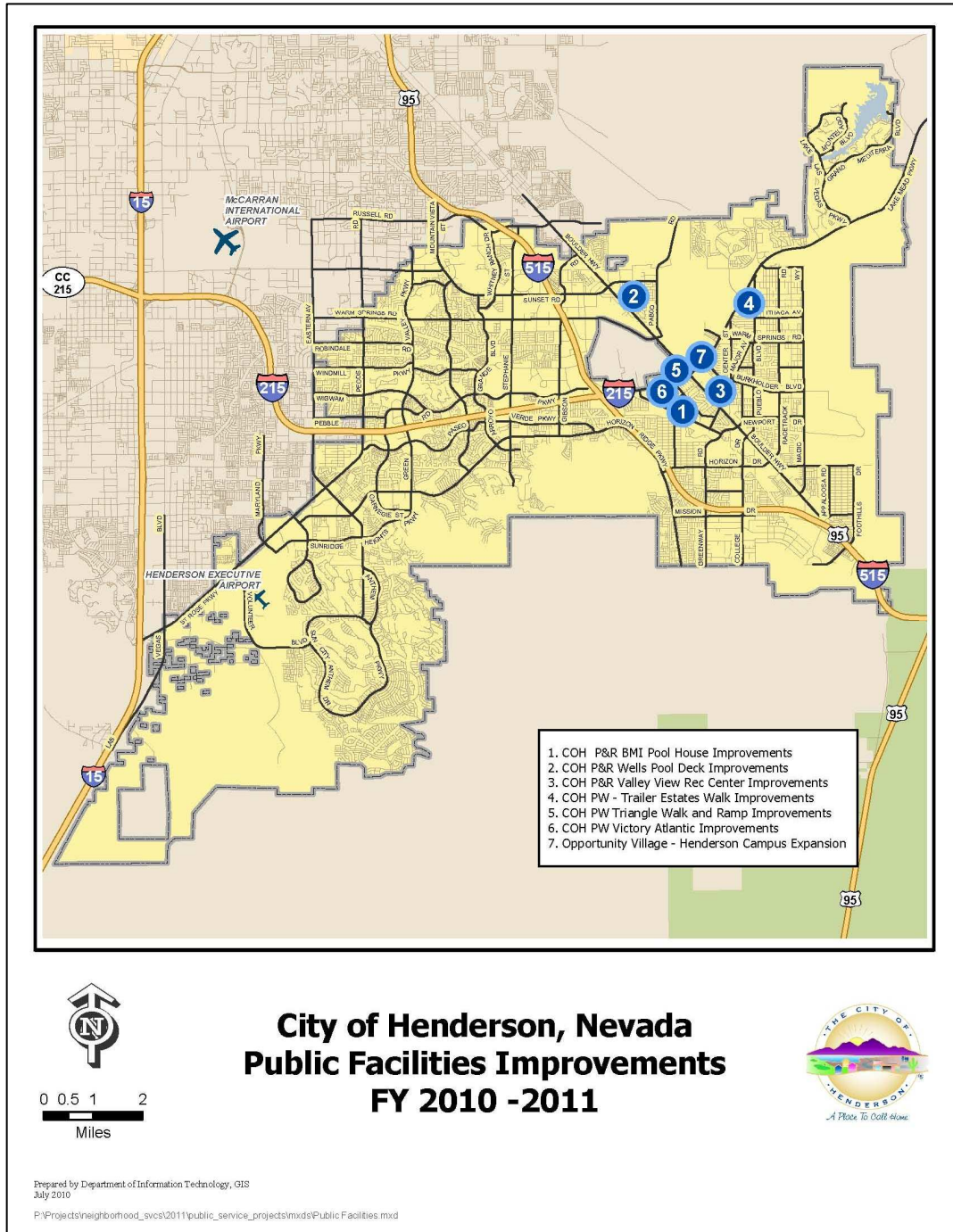
2010-2011 CDBG Public Service Projects

1. Blind Center of Nevada – Road to Independence
2. Boys & Girls Club of Henderson – Worm Catcher
3. Catholic Charities – Marian Residence
4. Giving Life Ministries – Emergency Nutrition Assistance
5. HopeLink – Homeless Prevention Project
6. Nathan Adelson Hospice – Meal Delivery Program
7. Positively Kids – Medical Daycare/Respite Program
8. S.A.F.E. House – Domestic Violence Shelter
9. St. Rose Dominican Health Foundation – Helping Hands
10. The Shade Tree – Emergency Shelter Program
11. Women’s Development Center – Transitional Services



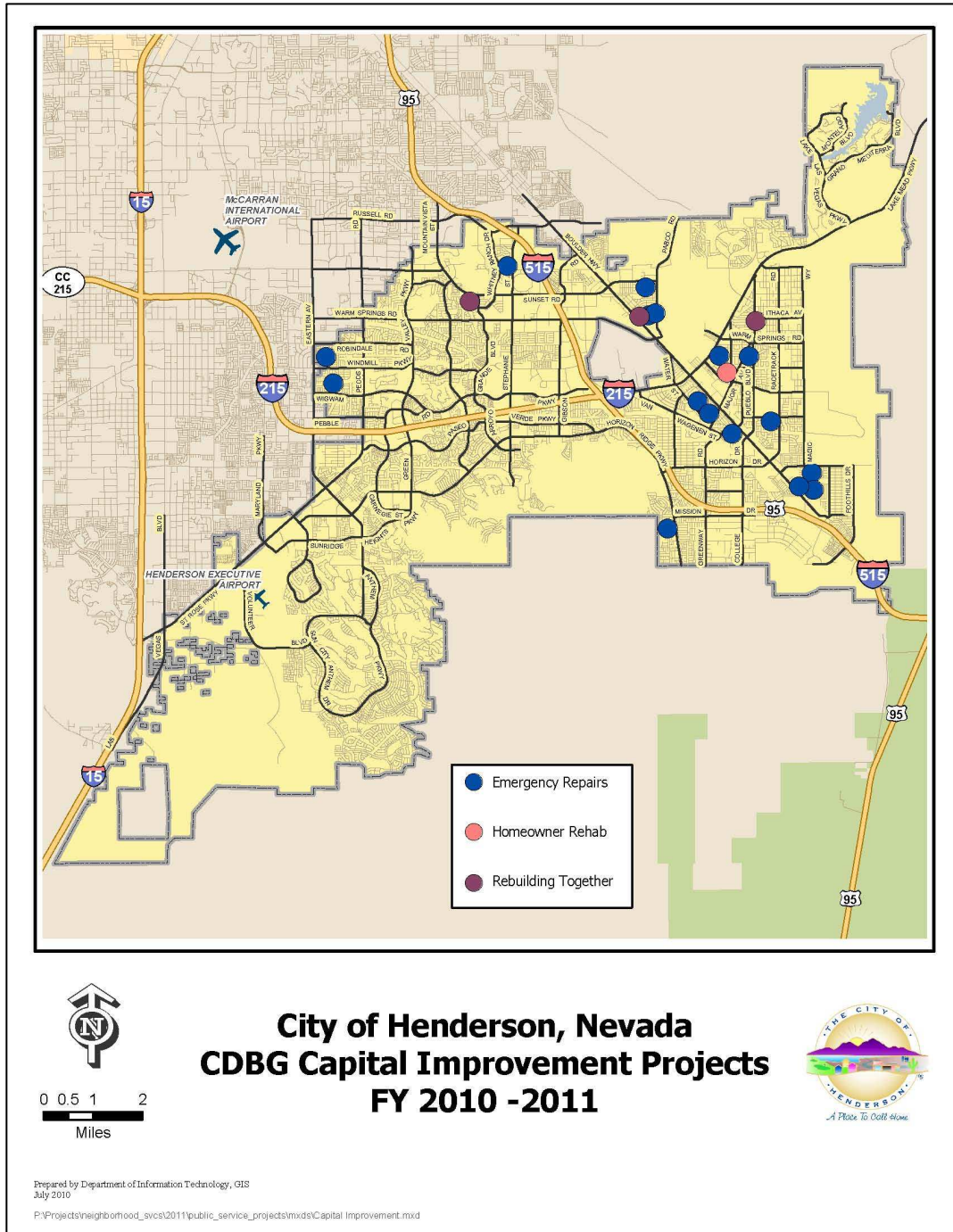
2010-2011 CDBG Public Facility Improvement Projects

1. COH Parks & Recreation – BMI Pool House
2. COH Parks & Recreation – Wells Pool Deck
3. COH Parks & Recreation – Valley View Recreation Center
4. COH Public Works – Triangle Area
5. COH Public Works – Trailer Estate Phase 1
6. COH Public Works – Victory Atlantic
7. Opportunity Village Campus Expansion



2010-2011 CDBG Capital Improvement, Neighborhood Preservation, Rehabilitation and Economic Development Projects

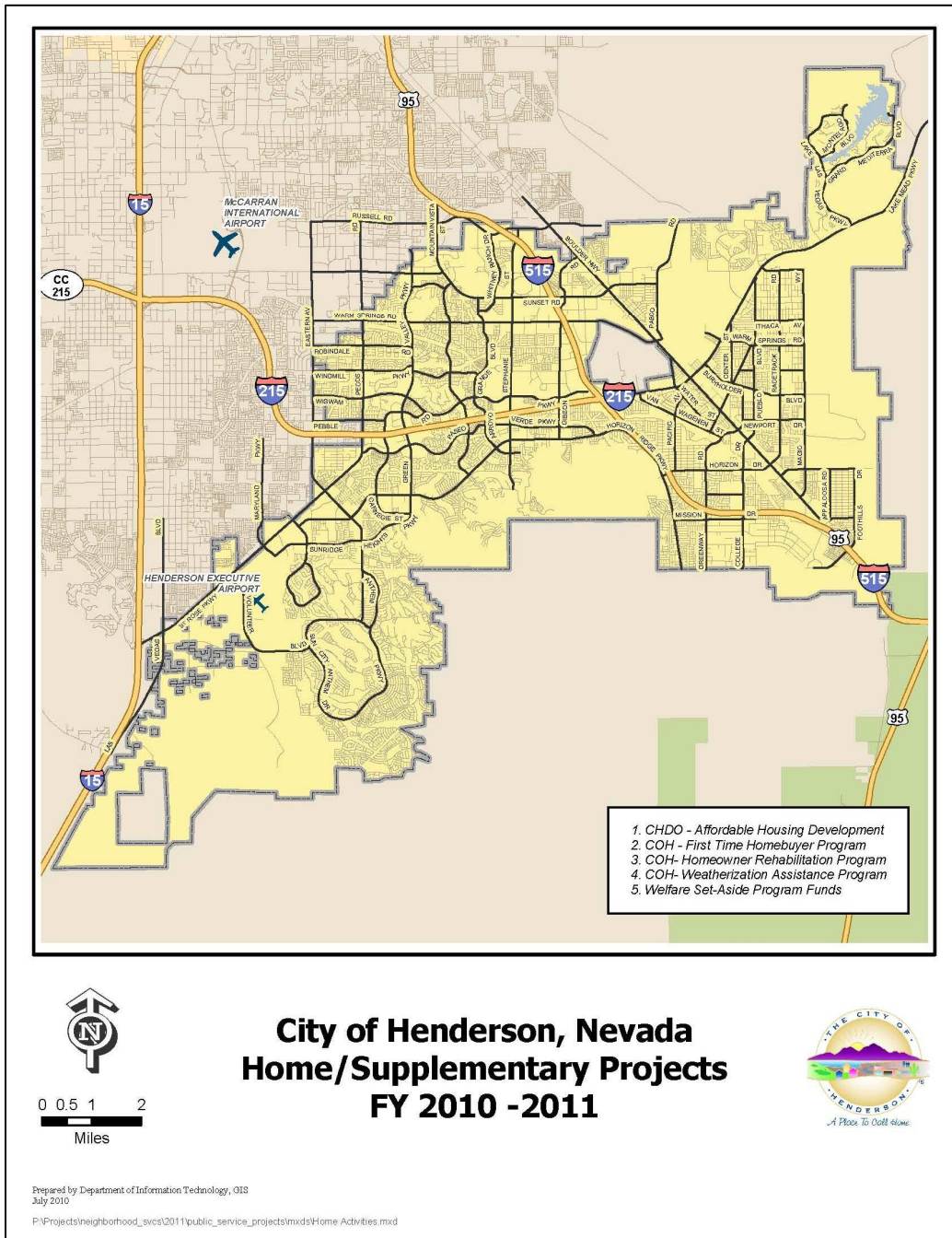
1. City of Henderson – Emergency Repairs Program
2. City of Henderson – Homeowner Rehabilitation
3. Rebuilding Together – Emergency Repair Program



2010-2011 HOME/SUPPLEMENTARY PROJECTS

1. CHDO – Affordable Housing Development
2. City of Henderson – First Time Homebuyer Program
3. City of Henderson – Homeowner Rehabilitation Program
4. City of Henderson – Weatherization Assistance Program
5. LIHTF Welfare Set-Aside Program Funds

(All projects are throughout Henderson)



Institutional Structure

1. *Describe actions taken during the last year to overcome gaps in institutional structures and enhance coordination.*

Under the direction of the Henderson City Council, the Neighborhood Services Division administers the City's housing and community development programs. This department is responsible for the programs funded under the HUD CDBG and HOME programs, the State of Nevada's LIHTF, and the State of Nevada Weatherization and Department of Energy Program funds.

The City of Henderson has supported the development of locally based housing assistance and service providers who can respond more effectively to low-income needs in our community than regional agencies based in the broader Southern Nevada area. This approach requires vigilance to assure coordination with the various regional efforts complementing our CDBG and HOME related efforts. Our involvement with Southern Nevada Regional Housing Authority, the Regional Homeless Coordination efforts, and the Southern Nevada Regional Planning Commission are a few examples of efforts to enhance this coordination.

The City also encourages coordination and resource sharing among public and private organizations through strategies such as shared office space, shared services, and satellite locations in Henderson for Las Vegas-based organizations. The City of Henderson collaborates with a Community Housing Development Organization (CHDO) program to assist in developing affordable housing, as well as utilize local agencies who also provide outreach and assessment services that link individuals in need to agencies that can best meet those needs throughout the valley.

This past year, Neighborhood Services provided technical support and guidance to City Departments and affiliated organizations which utilized CDBG funding in their activities, including Public Works, the Redevelopment Agency, and Parks & Recreation to enhance coordination. During this next year within the City itself, the City of Henderson's institutional structure for projects will involve Public Works, which has their own conditions and requirements for individual projects. The Neighborhood Services Division will take the lead in ensuring that coordination exists within the City's Departments and potential gaps are avoided.

Monitoring

1. *Describe how and the frequency with which you monitored your activities.*

The City has developed policies and procedures to monitor each subrecipient as required to ensure compliance with HUD and federal regulations for programs and projects carried out by these organizations. These policies and procedures include the review of documentation submitted for reimbursement from CDBG & HOME funds prior to payment, as well as demographic reports submitted on a monthly basis. Periodic on-site visits to determine the nature and degree of compliance with applicable laws & regulations provide face-to-face interaction with providers of necessary programs. Areas of activity reviewed during

monitoring include client records and data; organizational policies and procedures; accounting systems and records; budget management; property records; and other federal requirements. Furthermore, the City conducts project site visits to ensure compliance with Davis-Bacon wage requirements related to construction projects and reviews documentation to ensure requirements are met. Subrecipients are routinely provided training and technical assistance (T&TA) to assist them with compliance with funding regulations. T&TA may be customized and intensified as necessary to support struggling subrecipients as needed.

2. *Describe the results of your monitoring including any improvements.*

The monitorings this past year have resulted in improvements being made to the reporting and invoicing process. Subrecipients were required to submit monthly reports to City staff describing their accomplishments, including the number of people served, their income levels, race and ethnicity, and female head of household. As a result of reviewing these reports, it was found that some of the subrecipients' intake forms were asking for race and ethnicity incorrectly according to HUD policy. Recommendations were made to update the intake forms and the new forms were reviewed for corrections. Requests for reimbursement were also submitted and reviewed on a monthly basis and some of the invoices were unclear on what services were being provided. These subrecipients' improved their invoices to include more descriptive information and clarify what services were provided and what is being requested for reimbursement. Overall, the monitorings this past year provided the opportunity to discuss issues that the subrecipients were facing and to develop working relationships with these community partners.

3. *Self Evaluation*

- a. *Describe the effect programs have in solving neighborhood and community problems.*
- b. *Describe progress in meeting priority needs and specific objectives and help make community's vision of the future a reality.*
- c. *Describe how you provided decent housing and a suitable living environment and expanded economic opportunity principally for low and moderate-income persons.*
- d. *Indicate any activities falling behind schedule.*
- e. *Describe how activities and strategies made an impact on identified needs.*
- f. *Identify indicators that would best describe the results.*
- g. *Identify barriers that had a negative impact on fulfilling the strategies and overall vision.*
- h. *Identify whether major goals are on target and discuss reasons for those that are not on target.*
- i. *Identify any adjustments or improvements to strategies and activities that might meet your needs more effectively.*

- a) The CDBG and HOME programs make a significant impact on the challenges our community is facing. The City awards program funding to public service agencies and City departments to assist with activities that align with the goals and objectives of the Strategic Plan. Neighborhoods are seeing improvements to streets and sidewalks, as well as rehabilitation to homes, to improve the safety and sustainability of those areas. The growing population of Henderson seniors are receiving assistance with transportation and housing, allowing them to maintain their independence. Problems in the special needs populations are being addressed with services that offer meal deliveries to disabled adults and their caretakers, and medical daycare is being provided to disabled children. The homeless population in the

community have access to emergency assistance services, such as food, clothing, and shelter. All of these examples indicate the positive effects of the programs in our community.

- b) The City of Henderson's 2010-2014 Consolidated Plan highlighted several major initiatives to meet priority needs in the community. These initiatives included increasing the number of affordable housing units for seniors and low-income residents, providing supportive services for the homeless, making improvements to public facilities and neighborhood streets, and activities to create and save jobs for low-income residents. Progress was made on all of these initiatives.
- c) Efforts to provide decent housing resulted in the residences of 588 low-income households receiving necessary home repairs and over 2,800 families, including victims of domestic violence and homelessness, were assisted in accessing stable housing. At least 53 households were prevented from sinking into homelessness and maintained their housing for at least 6 months following provision of supportive services. Projects to provide suitable living environments provided nutritious meals to 8,900 people in need and 5,546 round-trip rides to seniors without transportation in order to maintain their self-sufficiency. Projects to expand economic opportunities helped the parents of 45 children to maintain their employment due to the presence of quality/affordable daycare, and 5 entrepreneurs started a business and as a result created 7 additional jobs.
- d) The Opportunity Village Campus Expansion project experienced delays in design and engineering last year but their plans have been approved and will begin construction in the 2011-2012 program year. The City of Henderson's Public Works project for Trailer Estates – Phase 1 experienced delays in construction due to project design issues with the local power company but should be completed during the 2011-2012 program year.
- e) The City has made considerable progress on the completion of projects addressing the priority needs identified in the Consolidated Plan. The completion of the Triangle Area Improvement project in the 2009-2010 funding cycle leaves only two projects remaining in this low income neighborhood which have not been completed, and these projects received allocations in 2010-2011 and will be completed this year. Final completion of these projects will significantly improve the public thoroughways in these neighborhoods, providing new curbs, gutters, and safe sidewalks for neighborhood residents.

The C.T. Sewell Elementary School Parenting Cottage was completed this year and is a good example of a high impact project. This project was funded with CDBG funds in 2008-2009 and with the assistance of several community partners, the Parenting Cottage provides a facility for parenting workshops, computer classes, and free tax services, as well as monthly hours for student dental work, immunizations, and social service hours.

- f) On pages 3 & 4 of this CAPER, all of the activities receiving 2010-2011 CDBG & HOME allocations were categorized into six "Goals and Objectives", and results achieved were compared to planned goals. The following descriptions, or indicators, identify how progress was measured toward achieving the

intended results. For example, activities with a goal of *Affordability of decent housing* may have a measurement indicator of "The number of homebuyers receiving direct assistance". The results achieved for the 2010-2011 reporting period can be described as follows:

8,877 persons were assisted with new or improved access to services
3 first-time homebuyers were assisted in homeownership
586 units occupied by low-income residents were repaired
4,167 nights' homeless persons were assisted with overnight shelter
1,080 households received emergency assistance to prevent homelessness

- g) Barriers that had a negative impact on fulfilling the strategies for 2010-2011 included construction delays, high unemployment, and a down economy.
- h) All major goals are on target.
- i) The City's actions taken last year to address barriers to affordable housing are discussed below on page 23 of this CAPER and the City expects to increase emphasis on these responses during the current year.

Lead-based Paint

1. *Describe actions taken during the last year to evaluate and reduce lead-based paint hazards.*

The City continued to test homes constructed before 1978 for lead-based paint in compliance with HUD's lead-based abatement requirements at the time households sought assistance from the City, and one home was abated this past year. The Southern Nevada Regional Housing Authority performed lead-based paint testing of their units and all family units are lead-safe. The City provided outreach on lead-based paint hazards and the City helped participating owners with financial assistance to identify lead-based paint hazards.

HOUSING

Housing Needs

**Please also refer to the Housing Needs Table in the Needs.xls workbook.*

1. *Describe Actions taken during the last year to foster and maintain affordable housing.*

The City of Henderson emphasized efforts to preserve owner occupied affordable housing. The City has increased outreach to first-time homebuyers while increasing the available subsidies and has contracted with a Community Housing Development Organization (CHDO) to provide first-time homebuyer assistance along with rehabilitation of homes.

Henderson has limited available Federal, State or local public and private sector resources, therefore we utilized available funds primarily for direct homeowner assistance, rehabilitation of existing homes, gap financing for new construction, and the City allocates funding to a nonprofit to administer a Tenant-Based Rental Assistance program. In addition to CDBG and HOME funds, the City utilized \$355,272 in State LIHTF dollars in the Development of Affordable Housing. The City's Weatherization Program utilized \$151,422 of State Weatherization funds, \$585,468 of Nevada Department of Energy funds, and \$27,000 LIHTF funding in supporting low-income homeowners to sustain their housing.

The City previously identified five parcels to be withheld from upcoming Bureau of Land Management (BLM) auctions and these parcels were to be utilized for future affordable housing development. Due to the slowdown in housing construction no large BLM auctions will be taking place in the near future, however these five parcels will be part of the next large auction. The City has not identified any infill BLM parcels which can be utilized for affordable housing development.

Four years ago, the City of Henderson participated in a regional study to identify and explore the relationship between the demand for and supply of "workforce" housing. The Southern Nevada Workforce Housing Study presented a projected 10-year housing supply and demand analysis and analyzed the projected shortfall. During the 2006-2007 year the City contributed its proportional regional share of the cost for a Jobs-Housing Balance Analysis, which was completed during the 2007-2008 fiscal year. The Analysis considered where job growth is occurring, whether or not sufficient workforce housing is being developed, and provided workable strategies to promote regional jobs-housing balance throughout Clark County. The Study has been formally presented to the municipalities and it will be utilized in local and regional housing efforts to foster and maintain affordable workforce housing.

Specific Housing Objectives

1. *Evaluate progress in meeting specific objective of providing affordable housing, including the number of extremely low-income, low-income, and moderate-income renter and owner households comparing actual accomplishments with proposed goals during the reporting period.*

The City funded a 60-unit senior development which is scheduled to open in August 2011. Three more senior affordable housing projects have started construction and are scheduled for completion in the spring of 2012. These projects will provide 367 new units of senior affordable housing.

The Housing Needs Table documents the number of individuals we planned to serve versus the number actually served for the reporting period, including the number of persons classified as extremely low-income, low-income, and moderate-income. The demographics of renters & households assisted during the reporting period are detailed on the tables.

2. *Evaluate progress in providing affordable housing that meets the Section 215 definition of affordable housing for rental and owner households comparing actual accomplishments with proposed goals during the reporting period.*

Efforts resulted in at least 12 formerly homeless individuals and 53 families attaining stable affordable housing last year. We rehabilitated 19 houses of low-income owners and assisted 3 families in purchasing their first home. 586 units occupied by low-income residents were assisted with emergency repair funding.

All the affordable housing provided by the City meets the Section 215 definition for rental and owner-occupied households. Meeting this definition continues as a goal for the City in providing a variety of housing types while sustaining affordable units in both rental and owner-occupied categories.

3. *Describe efforts to address "worst-case" housing needs and housing needs of persons with disabilities.*

The City also provides small grants for "worst-case" housing needs to retrofit affordable homes as necessary.

Public Housing Strategy

1. *Describe actions taken during the last year to improve public housing and resident initiatives.*

Coordination between public housing agencies improved in January 2010 when the three local housing authorities merged to become the Southern Nevada Regional Housing Authority (SNRHA). SNRHA is comprised of the housing authority staff from the Housing Authority of Las Vegas, North Las Vegas, and Clark County. While Henderson has never had its own housing authority, the SNRHA benefits all of southern Nevada with their regional efforts and improved coordination. The City will continue to collaborate with the SNRHA on public housing needs.

This past year the Authority continued to utilize its Capital Fund to provide staff and resident training for the public housing programs within HUD's revised program guidelines. Resident-oriented programs were managed and conducted by SNRHA's Resident Program Manager and Housing Management staff kept residents abreast of new or revised regulations, policies and procedures. Staff assisted, established and supported the Resident Councils. Existing councils and other resident groups were directly involved in providing input for proposed rehabilitation activities. Last year, the SNRHA continued to coordinate seminars on home purchasing for interested public housing and other residents and Section 8 participants. Staff also provided consumer credit counseling services in support of residential clients.

The Authority's Family Self-Sufficiency (FSS) Program serves families in both Section 8 and Public Housing Programs. A partnership with the State Welfare Division to coordinate efforts with the "Welfare-To-Work" requirements, as a part of the national welfare reform, continues to provide a much needed support service. The SNRHA continued its Section 8 Homeownership Program which allows FSS households to use Section 8 vouchers towards a home mortgage payment.

Barriers to Affordable Housing

1. *Describe actions taken during the last year to eliminate barriers to affordable housing.*

Specific initiatives the City takes to address barriers to affordable housing include gap financing, issuing abatement letters, and negotiating lower rents. The City provides gap financing to developers to address the development cost barrier to affordable housing while providing the developer a letter documenting use of HOME funds in the project, therefore qualifying the project for property tax abatement. These actions reduce the net operating income (NOI) required of the development allowing the developer to maintain lower rents. The City also negotiates additional affordable units within the development than the required level in exchange for its gap financing.

Efforts in acquiring 4 building lots for affordable housing, collaborating with a CHDO, and support to for-profit and non-profit affordable housing developers are activities which the City commenced in previous years and intends to expand during 2011-2012 to help alleviate these impediments.

Henderson places a high priority on participation in the Regional approach to evaluate tools to address the lack of affordable housing on a macro scale, while continuing efforts to collaborate with stake holders and brainstorm options for affordable housing. The City funded Housing for Nevada as the Community Housing Development Organization (CHDO) to expand affordable housing efforts, and developed a partnership with Consumer Credit Counseling Service. These efforts will expand next year to assist in removing barriers to affordable housing.

HOME/ American Dream Down Payment Initiative (ADDI)

1. *Assessment of Relationship of HOME Funds to Goals and Objectives*
 - a. *Evaluate progress made toward meeting goals for providing affordable housing using HOME funds, including the number and types of households served.*

HOME funds are essential in attaining affordable housing goals and objectives. This past year HOME funds assisted in four affordable units being acquired and rehabilitated for affordable homeownership, and the homes of 586 low-income homeowners were rehabilitated. HOME funds leveraged related affordable housing activities including Weatherization and a Tenant Based Rental Assistance program.

2. *HOME Match Report*
 - a. *Use HOME Match Report HUD-40107-A to report on match contributions for the period covered by the Consolidated Plan program year.*

HOME funds expended totaled \$311,685 requiring a match total of \$72,314. The City's actual match value was \$5,167,689. The carry-forward will be \$4,484,989.

3. *HOME MBE and WBE Report*
 - a. *Use Part III of HUD Form 40107 to report contracts and subcontracts with Minority Business Enterprises (MBEs) and Women's Business Enterprises (WBEs).*

The City had two HOME contractors during the year and neither contractor qualified as a Minority or Women's Business Enterprise. The City actively encourages minority and women owned businesses to participate in City contracting activities through the use of advertising in the local newspaper.

4. *Assessments*
 - a. *Detail results of on-site inspections of rental housing.*
 - b. *Describe the HOME jurisdiction's affirmative marketing actions.*
 - c. *Describe outreach to minority and women owned businesses.*

Monitoring of funding recipients providing rental housing confirmed rental inspections are being properly conducted and units & complexes met Housing Quality Standards (HQS). The City complies with HOME affirmative marketing requirements and monitors funding recipient affirmative marketing activities. Funding recipients maintain Affirmative Marketing Certifications which include the following:

- Ensuring that all potential applicants and the general public have access to Federal Fair Housing Laws and Affirmative Marketing Procedures through outreach methods
- Ensuring that all persons, including persons covered by the Fair Housing Act and its amendments, have access to information about program services and available units
- Ensuring record keeping and affirmative action activities
- Assessing and reporting on affirmative marketing activities

The City actively encourages minority and women owned businesses to participate in City contracting activities through the use of advertising. The City will publish ads in the local newspaper for contracting activities and MBEs/WBEs are encouraged to participate.

HOMELESS

Homeless Needs

**Please also refer to the Homeless Needs Table in the Needs.xls workbook.*

1. *Identify actions taken to address needs of homeless persons.*

The City of Henderson is committed to a regional approach and is a very active participant in regional collaboration for addressing the needs of homeless persons. Through participation in Regional Homeless Coordination efforts, including emergency food & shelter, Homeless Management Information System (HMIS) facilitation, homeless enumeration, transitional & affordable housing efforts, committee and task force participation, and Regional Planning initiatives, the City continued its emphasis on regional solutions over this past year.

Last year, the City of Henderson contributed \$129,277 from its general budget funding as a pro-rata share of the Regional Homeless Coordination efforts. The City's funding support of the Regional Homeless Coordination effort was utilized for cross-jurisdictional Inclement Weather overflow beds for homeless, the HMIS, regional homeless census counts, the Community Triage Center, and salary for the Regional Homeless Coordinator employed by Clark County.

A recent accomplishment of the Regional Coordination effort was the completion of a third regional census of the homeless population. Conducted in January 2011, the census provided locally relevant data about who is homeless in Southern Nevada and why. An estimated 9,432 people were homeless in the Southern Nevada community, a 17.5% increase over 2 years. The 2011 Homeless Census estimates that 43,294 persons experience homelessness annually in Clark County. 60% of those counted in the survey were unsheltered homeless and 40% were in shelter facilities. 50% of survey respondents cited job loss as a primary reason for their current episode of homelessness. The survey estimated the City of Henderson jurisdiction represented 3% of the street homeless population. Further analysis of the data generated by the census will enhance collaborative action as we continue to address homeless prevention as well as the needs of homeless persons.

The City of Henderson played an active role in support of the Southern Nevada Project Homeless Connect program which was conducted at Cashman Center in Las Vegas on November 10, 2010. City buses & staff provided outreach and roundtrip transportation services to homeless persons in accessing a wide variety of free supportive services during the day-long event. This event targeted prevention for families that were at-risk of becoming homeless.

Supporting the City of Henderson's efforts to identify strategies that address the needs of homeless persons in a high quality, as well as equitable way, the City has become a very active member of the Southern Nevada Regional Planning Commission's (SNRPC) Technical Committee On Homelessness. Through its participation with SNRPC the City is involved in developing and executing the Southern Nevada Regional Homeless and Housing Plan. The strategy contains a regional gap analysis to identify the areas that are most in need of being addressed and receiving attention. Lack of funding and the costs associated with

acquisition and services is a huge barrier to achieving these goals. The SNRPC adopted the Southern Nevada Regional Homeless and Housing Plan, otherwise known as the Ten Point Plan, which provides guidance for regional planning efforts. The Ten Point Plan is reviewed by the CDBG Program Advisory Committee and utilized in it's project prioritization deliberations.

As an additional example of Henderson's support of regional solutions, the City contributed \$15,983 to the Regional Westcare Community Triage Center, designed to help relieve overcrowding of local medical facility emergency rooms and detention centers by diverting individuals to the Center. Emergency personnel can drop off individuals in crisis, often homeless persons, and the emergency personnel are quickly returned to service, and the individual immediately receives a more appropriate level of service.

Specific activities which were allocated CDBG funds through the City last year provided valuable services to homeless persons. Many homeless persons participate in the Giving Life Ministries project, which served 8,855 persons in their emergency nutrition program last year. The Shade Tree program assisted 3,402 women & children with emergency shelter and case management services and 1,570 of the shelter residents transitioned to a housing program within 90 days of admission to the shelter last year. The Catholic Charities Marian Residence project transitioned 12 senior women from homelessness into employment and stable housing. The S.A.F.E. House domestic violence shelter assisted 159 women & children last year, with 70 clients successfully completing their programs and transitioning into stable housing situations.

Nevada Low-Income Housing Trust Funds (LIHTF) are utilized by HopeLink to administer a Tenant Based Rental Assistance (TBRA) program to help extremely low and low income individuals and families who are at imminent risk of becoming homeless maintain their existing housing. \$88,860 in State LIHTF Welfare Set-Aside funds are also utilized by HopeLink in efforts to prevent homelessness.

- 2. Identify actions to help homeless persons make the transition to permanent housing and independent living.*

In addition to the Homeless Prevention activities described on the next page, Henderson places a priority on assisting homeless persons in making the transition to permanent housing and self-sufficiency in the allocation of it's CDBG funding. The HopeLink program assisted 50 households in transitioning from homelessness to permanent stable housing last year. The Women's Development Center project assisted a total of 232 homeless women & children last year and 3 families entered transitional housing during the year.

- 3. Identify new Federal resources obtained from Homeless SuperNOFA.*

The City of Henderson was instrumental in HopeLink receiving a McKinney-Vento Homeless Assistance Act Continuum of Care (CoC) award a few years ago to administer a rental assistance program for clients who are at-risk of becoming homeless. HUD recently announced two supportive housing renewal grants that were allocated to HopeLink in the amounts of \$162,056 and \$105,328.

Henderson's ongoing support of this effort includes a commitment of \$40,000 to HopeLink, which is allocated from State LIHTF Tenant-Based Rental Assistance (TBRA) funds, and utilized as annual cash match for the CoC project. The TBRA program is used in conjunction with the CoC effort in support of the transition from homelessness to self-sufficiency.

Specific Homeless Prevention Elements

1. Identify actions taken to prevent homelessness.

The City's involvement with the Southern Nevada Regional Planning Commission, the Commission's Technical Committee on Homelessness, the Commission's Workforce Housing Committee, and the Regional Housing Resource Board initiatives underscore Henderson's commitment to regional efforts in preventing homelessness.

The City of Henderson focuses resources on maintaining families at-risk of becoming homeless in their existing housing. Last year, Henderson allocated CDBG Public Service funds for staffing support to the HopeLink Homeless Prevention project, which assisted 1,080 households (3,404 individuals) at-risk of becoming homeless to maintain their existing housing. HopeLink also administers the Nevada State Low Income Housing Trust Fund (LIHTF) Welfare Set-Aside funds to provide rent & utility assistance. The City also channels LIHTF Tenant Based Rental Assistance (TBRA) funds to HopeLink to support transitioning persons to permanent housing.

Additional support for low-income homeowners throughout Henderson plays a role in homeless prevention in that specific programs enable at-risk persons in maintaining their existing affordable housing. Examples include the CDBG-funded Emergency Repairs program, which assisted 18 homes, and Rebuilding Together projects, that assisted 3 homes, as well as the 1 home assisted with the HOME-funded Homeowner Rehab program, which all together rehabilitated 22 homes last year. CDBG funds supported the Emergency Repair program which together with the leveraged Weatherization project provided repairs to 564 homes of low-income residents. The City's Weatherization project is funded by a variety of non-HUD sources. It is likely that without supports such as these many low-income residents would not be in a position to maintain their housing and would be at severe risk of becoming homeless.

COMMUNITY DEVELOPMENT

Community Development

**Please also refer to the Community Development Table in the Needs.xls workbook.*

1. *Assessment of Relationship of CDBG Funds to Goals and Objectives*
 - a. *Assess use of CDBG funds in relation to the priorities, needs, goals, and specific objectives in the Consolidated Plan, particularly the highest priority activities.*
 - b. *Evaluate progress made toward meeting goals for providing affordable housing using CDBG funds, including the number and types of households served.*
 - c. *Indicate the extent to which CDBG funds were used for activities that benefited extremely low-income, low-income, and moderate-income persons.*

The City's 2010-2014 Consolidated Plan identified several Community Development priorities, including Economic Development, Affordable Housing, and Non-Housing needs and goals. Specific activities were conducted during the 2010-2011 reporting period which had the primary objectives of providing decent housing, suitable living environments, and expanding economic opportunities.

Priority needs identified in the Plan included supportive services to assist at-risk citizens to achieve self-sufficiency, completion of the Opportunity Village Walter's Campus expansion project, improvements to community facilities, and completing the Trailer Estates neighborhood street improvements.

During the 2010-2011 Program Year CDBG funds were utilized in all of the above-mentioned priority activities. CDBG funding supported case management services which assisted 1,080 households at-risk of becoming homeless to maintain their existing housing. CDBG provided nutritious meals to 8,900 people in need. CDBG projects to expand economic opportunities helped the parents of 45 children maintain employment due to the availability of quality/affordable daycare and 5 entrepreneurs were assisted in starting their own business.

CDBG funds supported administrative expenses of the City's Affordable Housing activities and leveraged additional funding sources which resulted in 588 homes of low-income residents receiving necessary repairs. These activities were the result of CDBG funded emergency repair grants and a low-interest rehabilitation program available to low-income homeowners, combined with a Weatherization Program, all geared toward maintaining affordable housing. All CDBG expenditures assisted extremely low & low/moderate income persons.

The City's CDBG funds benefited 21,751 people during the 2010-2011 program year and 100% of the funds were used to assist people at 80% of area median income or below. The tables below show the CDBG beneficiaries' data, including race & ethnicity, as well as income level.

2010-2011 Community Development Block Grant Beneficiaries' Data

Race

White	13,520
Black/African American	3,851
Asian	449
American Indian/Alaskan Native	208
Native Hawaiian/Other Pacific Islander	334
American Indian/Alaskan Native & White	74
Asian & White	24
Black/African American & White	131
American Indian/Alaskan Native & Black	45
Other Multi-Racial	3,115
Total	21,751

Ethnicity

Hispanic	3,844
----------	-------

Income Level

Extremely low income (30% or below)	20,039
Very low income (31-50%)	1,465
Low Income (51-80%)	247
Total	21,751

2. *Changes in Program Objectives*

- a. *Identify the nature of and the reasons for any changes in program objectives and how the jurisdiction would change its program as a result of its experiences.*

We do not anticipate changes in our program objectives as a result of experiences in 2010-2011.

3. *Assessment of Efforts in Carrying Out Planned Actions*

- a. *Indicate how grantee pursued all resources indicated in the Consolidated Plan.*
 b. *Indicate how grantee provided certifications of consistency in a fair and impartial manner.*
 c. *Indicate how grantee did not hinder Consolidated Plan implementation by action or willful inaction.*

During the 2010-2011 funding year the City pursued all resources anticipated in the 2010-2014 Consolidated Plan. As indicated on pages 7 and 8 of this report, the City experienced considerable success in leveraging resources, fostering collaborations, and maximizing utilization of available resources.

4. *For Funds Not Used for National Objectives*

- a. *Indicate how use of CDBG funds did not meet national objectives.*
 b. *Indicate how did not comply with overall benefit certification.*

All funds were used for National Objectives.

5. *Anti-displacement and Relocation – for activities that involve acquisition, rehabilitation or demolition of occupied real property*
 - a. *Describe steps actually taken to minimize the amount of displacement resulting from the CDBG-assisted activities.*
 - b. *Describe steps taken to identify households, businesses, farms or nonprofit organizations who occupied properties subject to the Uniform Relocation Act or Section 104(d) of the Housing and Community Development Act of 1974, as amended, and whether or not they were displaced, and the nature of their needs and preferences.*
 - c. *Describe steps taken to ensure the timely issuance of information notices to displaced households, businesses, farms, or nonprofit organizations.*

Henderson does not utilize funds for activities which involve displacement and/or relocation activities.

6. *Low/Mod Job Activities – for economic development activities undertaken where jobs were made available but not taken by low- or moderate-income persons*
 - a. *Describe actions taken by grantee and businesses to ensure first consideration was or will be given to low/mod persons.*
 - b. *List by job title of all the permanent jobs created/retained and those that were made available to low/mod persons.*
 - c. *If any of jobs claimed as being available to low/mod persons require special skill, work experience, or education, provide a description of steps being taken or that will be taken to provide such skills, experience, or education.*

All jobs which were made available through economic development activities were taken by low-moderate income persons.

7. *Low/Mod Limited Clientele Activities – for activities not falling within one of the categories of presumed limited clientele low and moderate income benefit*
 - a. *Describe how the nature, location, or other information demonstrates the activities benefit a limited clientele at least 51% of whom are low- and moderate-income.*

All Low/Mod Limited Clientele activities not falling within one of the categories of presumed benefit are qualified by verifying income. Income data is collected and reviewed and it must show that at least 51% of the clients receiving assistance are low- and moderate-income. However, the majority of the City's CDBG activities benefit 100% of low- and moderate-income clients.

8. *Program income received*
 - a. *Detail the amount of program income reported that was returned to each individual revolving fund, e.g., housing rehabilitation, economic development, or other type of revolving fund.*
 - b. *Detail the amount repaid on each float-funded activity.*
 - c. *Detail all other loan repayments broken down by the categories of housing rehabilitation, economic development, or other.*
 - d. *Detail the amount of income received from the sale of property by parcel.*

All program income resulted from subordinated loans in the housing rehabilitation program. There were no other sources of program income. \$25,252 in program income was returned to the housing rehabilitation program during the 2010-2011 program year.

9. *Prior period adjustments – where reimbursement was made this reporting period for expenditures (made in previous reporting periods) that have been disallowed, provide the following information:*
 - a. *The activity name and number as shown in IDIS;*
 - b. *The program year(s) in which the expenditure(s) for the disallowed activity(ies) was reported;*
 - c. *The amount returned to line-of-credit or program account; and*
 - d. *Total amount to be reimbursed and the time period over which the reimbursement is to be made, if the reimbursement is made with multi-year payments.*

There were no prior period adjustments.

10. *Loans and other receivables*

- a. *List the principal balance for each float-funded activity outstanding as of the end of the reporting period and the date(s) by which the funds are expected to be received.*
- b. *List the total number of other loans outstanding and the principal balance owed as of the end of the reporting period.*
- c. *List separately the total number of outstanding loans that are deferred or forgivable, the principal balance owed as of the end of the reporting period, and the terms of the deferral or forgiveness.*
- d. *Detail the total number and amount of loans made with CDBG funds that have gone into default and for which the balance was forgiven or written off during the reporting period.*
- e. *Provide a List of the parcels of property owned by the grantee or its subrecipients that have been acquired or improved using CDBG funds and that are available for sale as of the end of the reporting period.*

The City does not have float-funded activities. The principal balance of outstanding loans at the end of the reporting period was \$1,464,334, in addition to prior period CDBG loans in the amount of \$155,207. All of the loans are deferred.

- a. No new loans are made with CDBG funds.
- b. No parcels acquired or improved with CDBG funds are owned by the City or its subrecipients and are available for sale as of the end of the reporting period.

11. *Lump sum agreements*

- a. *Provide the name of the financial institution.*
- b. *Provide the date the funds were deposited.*
- c. *Provide the date the use of funds commenced.*
- d. *Provide the percentage of funds disbursed within 180 days of deposit in the institution.*

There were no lump sum agreements.

12. *Housing Rehabilitation – for each type of rehabilitation program for which projects/units were reported as completed during the program year*

- a. *Identify the type of program and number of projects/units completed for each program.*
- b. *Provide the total CDBG funds involved in the program.*
- c. *Detail other public and private funds involved in the project.*

Henderson completed three types of housing rehabilitation projects last year; 1 home was repaired under the HOME-funded Deferred Loan Program, 2 homes received rehab under the First-time Homebuyer Program and 4 homes received rehab with the NSP1 program.

13. *Neighborhood Revitalization Strategies – for grantees that have HUD-approved neighborhood revitalization strategies*

- a. *Describe progress against benchmarks for the program year. For grantees with Federally-designated EZs or ECs that received HUD approval for a neighborhood revitalization strategy, reports that are required as part of the EZ/EC process shall suffice for purposes of reporting progress.*

There were no neighborhood revitalization strategies.

Antipoverty Strategy

1. *Describe actions taken during the last year to reduce the number of persons living below the poverty level.*

Henderson continued to promote efforts that incorporated supportive services to assist extremely low and low-income residents achieve self-sufficiency. The City continued to encourage CDBG & HOME Funding applications from non-profit agencies for programs that promote self-reliance and economic independence. CDBG funding allocations supported efforts which allowed low-income families to maintain their employment due to the presence of quality/affordable daycare during work hours. CDBG funds are used for consumer advocacy and homeownership efforts.

Henderson believes that the main opportunities to assist those below poverty level achieve economic independence is through education and job training programs. The Southern Nevada Regional Housing Authority has a very successful Section 8 and Public Housing Self-Sufficiency Program available to those residing in Henderson. Programs offering English as a Second language and GED certificates are also offered.

Downtown Henderson is the location of one branch of Job Connect, established through the Workforce Investment Board, where clients receive referrals to jobs as well as assistance for retaining their employment. The College of Southern Nevada in Henderson also offers a large selection of programs for low-income residents in their attempts to become trained and job ready.

NON-HOMELESS SPECIAL NEEDS

Non-homeless Special Needs

**Please also refer to the Non-homeless Special Needs Table in the Needs.xls workbook.*

1. *Identify actions taken to address special needs of persons that are not homeless but require supportive housing, (including persons with HIV/AIDS and their families).*

Henderson continued to provide LIHTF Tenant Based Rental Assistance (TBRA) funding to HopeLink and these funds assisted families in crisis, which included families with children, seniors and disabled. Results for these projects are recorded as assistance to support transitioning to permanent housing rather than Special Needs. The TBRA funds enable families to move towards self-sufficiency.

Henderson hopes to expand the supply of affordable housing for people with Special Needs. This will be done by assisting developers with financing, support and technical assistance. Three years ago Henderson assisted Accessible Space, Inc., with a successful Section 811 application. Construction has begun on this project and is expected to be completed before the end of 2010. The City of Henderson also assisted developers with financing, support and technical assistance this past year, in efforts to provide future supportive housing projects. In addition to the 811 project mentioned above, some of the planned activities throughout Henderson are rehabilitation and weatherization programs, Rebuilding Together Southern Nevada, Habitat for Humanity, Nathan Adelson Hospice and Adult Day Care and the First Time Homebuyer program. These future activities cannot be categorized as targeting specific Special Needs populations at this time.

The City's focus is on assisting persons with rent, food and utility assistance, thus maintaining existing housing. The City also has a rapidly growing senior population, and many recently completed projects and several projects underway and slated for completion, are projects targeting seniors and have utilized HOME funding.

Supportive services which are categorized as Non-homeless Special Needs activities this past year include 22 residents who accessed programs at The Blind Center of Nevada. Additional resources that were utilized to assist the non-homeless special needs population this past year were Low-Income Tax Credits, LIHTF and Weatherization funds from the State of Nevada, HOME, CDBG and Developers funds.

Glossary of Common Acronyms & Abbreviations

ADDI	American Dream Down Payment Initiative
AI	Analysis of Impediments to Fair Housing
BLM	Bureau of Land Management
CAPER	Consolidated Annual Performance and Evaluation Report
CDBG	Community Development Block Grant
CHDO	Community Housing Development Organization
CoC	Continuum of Care
COH	City of Henderson
CPMP	Consolidated Plan Management Process
ESG	Emergency Shelter Grant
FTB	First Time Homebuyer
HACC	Housing Authority of Clark County
HMIS	Homeless Management Information System
HOME	HOME Investment Partnerships Program
HOPWA	Housing Opportunities for People With HIV/AIDS
HQS	Housing Quality Standards
HUD	Housing and Urban Development
LIHEA	Low Income Home Energy Assistance program
LIHTF	Low Income Housing Trust Funds
MBEs	Minority Business Enterprises
NAHRO	National Association of Housing & Redevelopment Officials
NIMBY	Not In My Back Yard
NOI	Net Operating Income
NSP1	Neighborhood Stabilization Program
PAC	Program Advisory Committee
SNRPC	Southern Nevada Regional Planning Commission
T&TA	Training & Technical Assistance
TBRA	Tenant Based Rental Assistance
TCAP	Tax Credit Assistance Program
WBEs	Women’s Business Enterprises

Housing Needs Table			Grantee: CITY OF HENDERSON														Priority Need?	Plan to Fund?	Fund Source	Households with a Disabled Member		Disproportionate Racial/Ethnic Need?	# of Households in lead-Hazard Housing	Total Low Income HIV/AIDS Population		
			Only complete blue sections. Do NOT type in sections other than blue.																	% HSHLD	# HSHLD					
Housing Needs - Comprehensive Housing Affordability Strategy (CHAS) Data Housing Problems			Current % of Households	Current Number of Households	3-5 Year Quantities												% of Goal									
					Year 1	Year 2	Year 3	Year 4*	Year 5*	Multi-Year	Goal	Actual	Goal	Actual	Goal	Actual								Goal	Actual	
Household Income <=30% MFI	Renter	Elderly	NUMBER OF HOUSEHOLDS	100%	628															100%						
			Any housing problems	63.1	396	60	0										0	####	H	Y	H,O		0			
			Cost Burden > 30%	61.1	384												0	####								
			Cost Burden >50%	51.4	323												0	####								
		Small Related	NUMBER OF HOUSEHOLDS	100%	919																					
			With Any Housing Problems	77.2	709												0	####								
			Cost Burden > 30%	75.9	698												0	####								
			Cost Burden >50%	70.3	646												0	####								
		Large Related	NUMBER OF HOUSEHOLDS	100%	182																					
			With Any Housing Problems	93.1	169												0	####								
			Cost Burden > 30%	79.9	145												0	####								
			Cost Burden >50%	72.9	133												0	####								
	All other Inshold	NUMBER OF HOUSEHOLDS	100%	811																						
		With Any Housing Problems	77.3	627												0	####									
		Cost Burden > 30%	77.3	627												0	####									
		Cost Burden >50%	75.0	608												0	####									
	Owner	Elderly	NUMBER OF HOUSEHOLDS	100%	843																					
			With Any Housing Problems	73.7	621												0	####								
			Cost Burden > 30%	73.7	621												0	####								
			Cost Burden >50%	54.1	456												0	####								
		Small Related	NUMBER OF HOUSEHOLDS	100%	497																					
			With Any Housing Problems	78.3	389												0	####								
			Cost Burden > 30%	74.7	371												0	####								
			Cost Burden >50%	68.4	340												0	####								
		Large Related	NUMBER OF HOUSEHOLDS	100%	57																					
			With Any Housing Problems	100.0	57												0	####								
			Cost Burden > 30%	77.8	44												0	####								
			Cost Burden >50%	55.6	32												0	####								
All other Inshold	NUMBER OF HOUSEHOLDS	100%	608																							
	With Any Housing Problems	76.0	462	30	18										18	####	H	Y	C, O							
	Cost Burden > 30%	76.0	462												0	####										
	Cost Burden >50%	72.9	443												0	####										
Elderly	NUMBER OF HOUSEHOLDS	100%	658																100%							
	With Any Housing Problems	85.5	563												0	####					0					
	Cost Burden > 30%	85.5	563												0	####										
	Cost Burden >50%	57.6	379												0	####										

MFI	Income	Tenant Type	Subgroup	Percentage		Count		Cost Burden				Housing Problems				Other Metrics						
				%	%	Count	Count	> 30%	> 50%	Any	Cost Burden	Other	Other	Other	Other							
50 to <=80% MFI	>30 to <=50% MFI	Renter	Small Related	NUMBER OF HOUSEHOLDS	100%	827																
				With Any Housing Problems	93.1	770					0	####										
				Cost Burden > 30%	92.5	765					0	####										
			Small Related	Small Related	Cost Burden >50%	50.4	417					0	####									
			Large Related	NUMBER OF HOUSEHOLDS	100%	215																
				With Any Housing Problems	100.0	215							0	####								
				Cost Burden > 30%	76.5	164							0	####								
			Large Related	Large Related	Cost Burden >50%	44.1	95					0	####									
			All other hshold	NUMBER OF HOUSEHOLDS	100%	710																
		With Any Housing Problems		88.4	628							0	####									
		Cost Burden > 30%		88.4	628							0	####									
		All other hshold	All other hshold	Cost Burden >50%	58.9	418					0	####										
		Owner	Elderly	NUMBER OF HOUSEHOLDS	100%	1501																
				With Any Housing Problems	58.2	874							0	####								
				Cost Burden > 30%	56.1	842							0	####								
				Cost Burden >50%	35.4	531							0	####								
				Small Related	NUMBER OF HOUSEHOLDS	100%	887															
					With Any Housing Problems	87.7	778							0	####							
	Cost Burden > 30%				85.7	760							0	####								
	Small Related			Small Related	Cost Burden >50%	60.7	538					0	####									
	Large Related			NUMBER OF HOUSEHOLDS	100%	209																
		With Any Housing Problems	87.9	184							0	####										
		Cost Burden > 30%	87.9	184							0	####										
	Large Related	Large Related	Cost Burden >50%	60.6	127					0	####											
	All other hshold	NUMBER OF HOUSEHOLDS	100%	348																		
		With Any Housing Problems	90.9	316							0	####										
		Cost Burden > 30%	87.3	304							0	####										
		Cost Burden >50%	76.4	266							0	####										
	<=50 to <=80% MFI	Elderly	NUMBER OF HOUSEHOLDS	100%	767											100%						
			With Any Housing Problems	68.6	526	226	0					0	####	H	Y	H, O		0				
			Cost Burden > 30%	68.6	526							0	####									
			Cost Burden >50%	6.6	51							0	####									
			Small Related	NUMBER OF HOUSEHOLDS	100%	2217																
				With Any Housing Problems	75.7	1678							0	####								
				Cost Burden > 30%	68.0	1508							0	####								
				Cost Burden >50%	83.0	1840							0	####								
Large Related			NUMBER OF HOUSEHOLDS	100%	532																	
		With Any Housing Problems	79.8	425							0	####										
		Cost Burden > 30%	65.5	348							0	####										
		Cost Burden >50%	11.9	63							0	####										
All other hshold		NUMBER OF HOUSEHOLDS	100%	1799																		
		With Any Housing Problems	83.8	1508							0	####										
		Cost Burden > 30%	82.4	1482							0	####										

Household Income >= \$50,000	All																	Total Disabled		Total Lead Hazard						
		Cost Burden >50%	19.7	354																						
Household Income >= \$50,000	Elderly	Cost Burden >50%	19.7	354														0	####							
		NUMBER OF HOUSEHOLDS	100%	2393																						
		With Any Housing Problems	48.1	1151															0	####						
		Cost Burden > 30%	48.1	1151															0	####						
	Cost Burden >50%	16.8	402															0	####							
	Small Related	NUMBER OF HOUSEHOLDS	100%	1988																						
		With Any Housing Problems	73.9	1469															0	####						
		Cost Burden > 30%	73.0	1451															0	####						
		Cost Burden >50%	32.8	652															0	####						
	Large Related	NUMBER OF HOUSEHOLDS	100%	677																						
		With Any Housing Problems	79.4	538															0	####						
		Cost Burden > 30%	74.0	501															0	####						
		Cost Burden >50%	16.9	114															0	####						
	All other Inshold	NUMBER OF HOUSEHOLDS	100%	1020																						
		With Any Housing Problems	77.6	792	307	559													559	####	H	Y		C,H,O		
		Cost Burden > 30%	77.6	792															0	####						
Cost Burden >50%		46.6	475															0	####							
Total Any Housing Problem				623	577	0	0	0	0	0	0	0	0	0	0	0	0	577								
Total 215 Renter																		0								
Total 215 Owner																		0								
Total 215				0	0	0	0	0	0	0	0	0	0	0	0	0	0	0								
																	Total Disabled		0							
																	Tot. Elderly		4131							
																	Total Lead Hazard		0							
																	Tot. Sm. Related		15780							
																	Total Renters		21379							
																	Tot. Lg. Related		3538							
																	Total Owners		19491							

Continuum of Care Homeless Population and Subpopulations Chart

Part 1: Homeless Population		Sheltered		Un-sheltered	Total	Jurisdiction															
		Emergency	Transitional			Data Quality															
1. Homeless Individuals		730	4887	6307	11,924	(N) enumerations ▼															
2. Homeless Families with Children		31	307	8	346																
2a. Persons in Homeless with Children Families		112	1275	27	1,414																
Total (lines 1 + 2a)		842	6,162	6,334	13,338																
Part 2: Homeless Subpopulations		Sheltered		Un-sheltered	Total	Jurisdiction															
						Data Quality															
1. Chronically Homeless		117 (E)		2094	2211	(S) statistically reliable sampl ▼															
2. Severely Mentally Ill		1636 (A)		0	0																
3. Chronic Substance Abuse		1225 (A)		0	0																
4. Veterans		986 (A)		0	0																
5. Persons with HIV/AIDS		68 (E)		0	0																
6. Victims of Domestic Violence		637 (A)		0	0																
7. Youth (Under 18 years of age)		55 (E)		0	0																
Part 3: Homeless Needs Table: Individuals		Needs	Currently Available	Gap	5-Year Quantities										Total			Priority H, M, L	Plan to Fund?	Fund Source: CDBG, HOME, HOPEWA, ESG, or Other	
Beds	Emergency Shelters	2066	915	1151	2472	3561										2472	3561	144%	M	Y	C
	Transitional Housing	5038	5038	0												0	0	###	L	N	
	Permanent Supportive Housing	7014	1440	5574	15	15										15	15	100%	H	Y	C
	Total	14118	7393	6725	2487	3561										2487	3561	143%			
Chronically Homeless		2211	117																H	Y	C

Part 4: Homeless Needs Table: Families		Needs	Currently Available	Gap	5-Year Quantities										Total			Priority H, M, L	Plan to Fund?	Fund Source: CDBG, HOME, HOPEWA, ESG, or Other
					Year 1		Year 2		Year 3		Year 4		Year 5		Goal	Actual	% of Goal			
					Goal	Complete	Goal	Complete	Goal	Complete	Goal	Complete	Goal	Complete						
Beds	Emergency Shelters	305	305	0											0	0	###	L	N	
	Transitional Housing	1506	1506	0	10	3									10	3	30%	L	Y	C
	Permanent Supportive Housing	1297	542	755	157	59									157	59	38%	H	Y	C
	Total	3108	2353	755	167	62	0	0	0	0	0	0	0	0	167	62	37%			

Completing Part 1: Homeless Population. This must be completed using statistically reliable, unduplicated counts or estimates of homeless persons in sheltered and unsheltered locations at a one-day point in time. The counts must be from: (A) administrative records, (N) enumerations, (S) statistically reliable samples, or (E) estimates. The quality of the data presented in each box must be identified as: (A), (N), (S) or (E).

Completing Part 2: Homeless Subpopulations. This must be completed using statistically reliable, unduplicated counts or estimates of homeless persons in sheltered and unsheltered locations at a one-day point in time. The numbers must be from: (A) administrative records, (N) enumerations, (S) statistically reliable samples, or (E) estimates. The quality of the data presented in each box must be identified as: (A), (N), (S) or (E).

Sheltered Homeless. Count adults, children and youth residing in shelters for the homeless. "Shelters" include all emergency shelters and transitional shelters for the homeless, including domestic violence shelters, residential programs for runaway/homeless youth, and any hotel/motel/apartment voucher arrangements paid by a public/private agency because the person or family is homeless. Do not count: (1) persons who are living doubled up in conventional housing; (2) formerly homeless persons who are residing in Section 8 SRO, Shelter Plus Care, SHP permanent housing or other permanent housing units; (3) children or youth, who because of their own or a parent's homelessness or abandonment, now reside temporarily and for a short anticipated duration in hospitals, residential treatment facilities, emergency foster care, detention facilities and the like; and (4) adults living in mental health facilities, chemical dependency facilities, or criminal justice facilities.

Unsheltered Homeless. Count adults, children and youth sleeping in places not meant for human habitation. Places not meant for human habitation include streets, parks, alleys, parking ramps, parts of the highway system, transportation depots and other parts of transportation systems (e.g. subway tunnels, railroad car), all-night commercial establishments (e.g. movie theaters, laundromats, restaurants), abandoned buildings, building roofs or stairwells, chicken coops and other farm outbuildings, caves, campgrounds, vehicles, and other similar places.

Non-Homeless Special Needs Including HOPWA		Needs	Currently Available	GAP	3-5 Year Quantities										Total		
					Year 1		Year 2		Year 3		Year 4*		Year 5*		Goal	Actual	% of Goal
					Goal	Complete	Goal	Complete	Goal	Complete	Goal	Complete	Goal	Complete			
Housing Needed	52. Elderly	3824	2268	1556	286	25									286	25	9%
	53. Frail Elderly	1535	1344	191											0	0	####
	54. Persons w/ Severe Mental Illness	3500	215	3285											0	0	####
	55. Developmentally Disabled	614	95	519											0	0	####
	56. Physically Disabled	5148	546	4602											0	0	####
	57. Alcohol/Other Drug Addicted	840	54	786											0	0	####
	58. Persons w/ HIV/AIDS & their families	672	114	558											0	0	####
	59. Public Housing Residents	0	0	0											0	0	####
	Total	16133	4636	11497	286	25	0	0	0	0	0	0	0	0	286	25	9%
Supportive Services Needed	60. Elderly	4200	2268	1932	4000	5546									4000	5546	139%
	61. Frail Elderly	1535	1344	191											0	0	####
	62. Persons w/ Severe Mental Illness	3500	216	3284											0	0	####
	63. Developmentally Disabled	614	95	519	27	34									27	34	126%
	64. Physically Disabled	5418	549	4869											0	0	####
	65. Alcohol/Other Drug Addicted	840	54	786											0	0	####
	66. Persons w/ HIV/AIDS & their families	672	114	558											0	0	####
	67. Public Housing Residents	0	0	0											0	0	####
	Total	16779	4640	12139	4027	5580	0	0	0	0	0	0	0	0	4027	5580	139%

Housing and Community Development Activities				5-Year Quantities												
				Year 1		Year 2		Year 3		Year 4		Year 5		Cumulative		
				Goal	Actual	Goal	Actual	Goal	Actual	Goal	Actual	Goal	Actual	Goal	Actual	
	Needs	Current	Gap													
01 Acquisition of Real Property 570.201(a)				1	0	1	5	6							5	6
02 Disposition 570.201(b)				0	0	0									0	0
Public Facilities and Improvements	03 Public Facilities and Improvements (General) 570.201(c)				4	0	4	5	4						5	4
	03A Senior Centers 570.201(c)				2	2	0	0	0						0	0
	03B Handicapped Centers 570.201(c)				3	3	0	1	0						1	0
	03C Homeless Facilities (not operating costs) 570.201(c)				1	0	1								0	0
	03D Youth Centers 570.201(c)				1	1	0								0	0
	03E Neighborhood Facilities 570.201(c)				0	0	0								0	0
	03F Parks, Recreational Facilities 570.201(c)				3	0	3								0	0
	03G Parking Facilities 570.201©				0	0	0								0	0
	03H Solid Waste Disposal Improvements 570.201(c)				0	0	0								0	0
	03I Flood Drain Improvements 570.201(c)				2	0	2								0	0
	03J Water/Sewer Improvements 570.201(c)				0	0	0								0	0
	03K Street Improvements 570.201(c)				5	0	5								0	0
	03L Sidewalks 570.201(c)				3	0	3								0	0
	03M Child Care Centers 570.201(c)				0	0	0								0	0
	03N Tree Planting 570.201(c)				0	0	0								0	0
	03O Fire Stations/Equipment 570.201(c)				0	0	0								0	0
	03P Health Facilities 570.201(c)				2	0	2								0	0
03Q Abused and Neglected Children Facilities 570.201(c)				2	1	1								0	0	
03R Asbestos Removal 570.201(c)				0	0	0								0	0	
03S Facilities for AIDS Patients (not operating costs) 570.201(c)				0	0	0								0	0	
03T Operating Costs of Homeless/AIDS Patients Programs				0	0	0	3460	3564							3460	3564
04 Clearance and Demolition 570.201(d)				0	0	0								0	0	
04A Clean-up of Contaminated Sites 570.201(d)				0	0	0								0	0	
Public Services	05 Public Services (General) 570.201(e)				50000	0	50000	12480	12316						12480	12316
	05A Senior Services 570.201(e)				120	0	120	4000	5546						4000	5546
	05B Handicapped Services 570.201(e)				200	0	200	12	12						12	12
	05C Legal Services 570.201(E)				0	0	0								0	0
	05D Youth Services 570.201(e)				450	0	450	45	45						45	45
	05E Transportation Services 570.201(e)				450	0	450								0	0
	05F Substance Abuse Services 570.201(e)				76	0	76								0	0
	05G Battered and Abused Spouses 570.201(e)				800	0	800								0	0
	05H Employment Training 570.201(e)				0	0	0								0	0
	05I Crime Awareness 570.201(e)				0	0	0								0	0
	05J Fair Housing Activities (if CDBG, then subject to 570.201(e))				0	0	0								0	0
	05K Tenant/Landlord Counseling 570.201(e)				0	0	0								0	0
	05L Child Care Services 570.201(e)				75	0	75								0	0
	05M Health Services 570.201(e)				100	0	100								0	0
	05N Abused and Neglected Children 570.201(e)				0	0	0								0	0
05O Mental Health Services 570.201(e)				100	0	100								0	0	

05P Screening for Lead-Based Paint/Lead Hazards Poison 570.201	25	0	25	5	5										5	5
05Q Subsistence Payments 570.204	0	0	0												0	0
05R Homeownership Assistance (not direct) 570.204	0	0	0												0	0
05S Rental Housing Subsidies (if HOME, not part of 5% 570.204	0	0	0												0	0
05T Security Deposits (if HOME, not part of 5% Admin c	0	0	0												0	0
06 Interim Assistance 570.201(f)	0	0	0												0	0
07 Urban Renewal Completion 570.201(h)	0	0	0												0	0
08 Relocation 570.201(i)	0	0	0												0	0
09 Loss of Rental Income 570.201(j)	0	0	0												0	0
10 Removal of Architectural Barriers 570.201(k)	0	0	0												0	0
11 Privately Owned Utilities 570.201(l)	0	0	0												0	0
12 Construction of Housing 570.201(m)	0	0	0	286	25										286	25
13 Direct Homeownership Assistance 570.201(n)	0	0	0	3	3										3	3
14A Rehab; Single-Unit Residential 570.202	25	0	25	12	19										12	19
14B Rehab; Multi-Unit Residential 570.202	0	0	0												0	0
14C Public Housing Modernization 570.202	0	0	0												0	0
14D Rehab; Other Publicly-Owned Residential Buildings 570.202	0	0	0												0	0
14E Rehab; Publicly or Privately-Owned Commercial/Indu 570.202	0	0	0												0	0
14F Energy Efficiency Improvements 570.202	0	0	0	205	564										205	564
14G Acquisition - for Rehabilitation 570.202	0	0	0	3	2										3	2
14H Rehabilitation Administration 570.202	35	0	35												0	0
14I Lead-Based/Lead Hazard Test/Abate 570.202	0	0	0	3	1										3	1
15 Code Enforcement 570.202(c)	0	0	0												0	0
16A Residential Historic Preservation 570.202(d)	0	0	0	30	30										30	30
16B Non-Residential Historic Preservation 570.202(d)	0	0	0												0	0
17A CI Land Acquisition/Disposition 570.203(a)	0	0	0												0	0
17B CI Infrastructure Development 570.203(a)	0	0	0												0	0
17C CI Building Acquisition, Construction, Rehabilitat 570.203(a)	0	0	0												0	0
17D Other Commercial/Industrial Improvements 570.203(a)	0	0	0												0	0
18A ED Direct Financial Assistance to For-Profits 570.203(b)	0	0	0												0	0
18B ED Technical Assistance 570.203(b)	0	0	0												0	0
18C Micro-Enterprise Assistance	0	0	0	6	5										6	5
19A HOME Admin/Planning Costs of PJ (not part of 5% Ad	0	0	0	1	1										1	1
19B HOME CHDO Operating Costs (not part of 5% Admin ca	0	0	0												0	0
19C CDBG Non-profit Organization Capacity Building	0	0	0												0	0
19D CDBG Assistance to Institutes of Higher Education	0	0	0												0	0
19E CDBG Operation and Repair of Foreclosed Property	0	0	0												0	0
19F Planned Repayment of Section 108 Loan Principal	0	0	0												0	0
19G Unplanned Repayment of Section 108 Loan Principal	0	0	0												0	0
19H State CDBG Technical Assistance to Grantees	0	0	0												0	0
20 Planning 570.205	0	0	0												0	0
21A General Program Administration 570.206	0	0	0	1	1										1	1
21B Indirect Costs 570.206	0	0	0												0	0
21D Fair Housing Activities (subject to 20% Admin cap) 570.206	0	0	0												0	0
21E Submissions or Applications for Federal Programs 570.206	0	0	0												0	0
21F HOME Rental Subsidy Payments (subject to 5% cap)	0	0	0												0	0

	21G HOME Security Deposits (subject to 5% cap)	0	0	0											0	0
	21H HOME Admin/Planning Costs of PJ (subject to 5% cap)	0	0	0											0	0
	21I HOME CHDO Operating Expenses (subject to 5% cap)	0	0	0											0	0
	22 Unprogrammed Funds	0	0	0											0	0
HOPWA	31J Facility based housing - development	0	0	0											0	0
	31K Facility based housing - operations	0	0	0											0	0
	31G Short term rent mortgage utility payments	0	0	0											0	0
	31F Tenant based rental assistance	0	0	0											0	0
	31E Supportive service	0	0	0											0	0
	31I Housing information services	0	0	0											0	0
	31H Resource identification	0	0	0											0	0
	31B Administration - grantee	0	0	0											0	0
	31D Administration - project sponsor	0	0	0											0	0
CDBG	Acquisition of existing rental units	0	0	0											0	0
	Production of new rental units	0	0	0											0	0
	Rehabilitation of existing rental units	0	0	0											0	0
	Rental assistance	0	0	0											0	0
	Acquisition of existing owner units	0	0	0											0	0
	Production of new owner units	0	0	0											0	0
	Rehabilitation of existing owner units	0	0	0											0	0
	Homeownership assistance	0	0	0											0	0
HOME	Acquisition of existing rental units	0	0	0											0	0
	Production of new rental units	0	0	0											0	0
	Rehabilitation of existing rental units	0	0	0											0	0
	Rental assistance	0	0	0											0	0
	Acquisition of existing owner units	0	0	0											0	0
	Production of new owner units	0	0	0											0	0
	Rehabilitation of existing owner units	0	0	0											0	0
	Homeownership assistance	0	0	0											0	0
	Totals	52485	7	52478	20563	22149	0	0	0	0	0	0	0	0	20563	22149

Project Name: Blind Center of Nevada Road to Independence						
Description:	IDIS Project #: 456 UOG Code: NV320096 HENDERSON					
Provides free transportation services to blind/visually impaired residents of Henderson in order for them to participate in employment, educational, and recreational opportunities provided by the blind Center.						
Location:	Priority Need Category					
1001 N Bruce St., Las Vegas, NV 89101	Select one: Non-homeless Special Needs ▼					
Explanation:						
Expected Completion Date:	Specific Objectives					
6/30/2011						
Objective Category <input type="radio"/> Decent Housing <input checked="" type="radio"/> Suitable Living Environment <input type="radio"/> Economic Opportunity						
Outcome Categories <input checked="" type="checkbox"/> Availability/Accessibility <input type="checkbox"/> Affordability <input type="checkbox"/> Sustainability	1, Improve the services for low/mod income persons ▼					
	2, ▼					
	3, ▼					
Project-level Accomplishments	01 People ▼	Proposed	12	Accompl. Type: ▼	Proposed	
		Underway			Underway	
		Complete	22		Complete	
	Accompl. Type: ▼	Proposed		Accompl. Type: ▼	Proposed	
		Underway			Underway	
		Complete			Complete	
	Accompl. Type: ▼	Proposed		Accompl. Type: ▼	Proposed	
		Underway			Underway	
		Complete			Complete	
Proposed Outcome		Performance Measure		Actual Outcome		
Expand accessibility to services for disabled		Provide transportation for 12 people		22 people received transportation services		
05B Handicapped Services 570.201(e) ▼		Matrix Codes ▼				
Matrix Codes ▼		Matrix Codes ▼				
Matrix Codes ▼		Matrix Codes ▼				
Program Year 1	CDBG ▼	Proposed Amt.	5,000	Fund Source: ▼	Proposed Amt.	
		Actual Amount	5,000		Actual Amount	
	Fund Source: ▼	Proposed Amt.		Fund Source: ▼	Proposed Amt.	
		Actual Amount			Actual Amount	
	Accompl. Type: ▼	Proposed Units		Accompl. Type: ▼	Proposed Units	
		Actual Units			Actual Units	
	Accompl. Type: ▼	Proposed Units		Accompl. Type: ▼	Proposed Units	
		Actual Units			Actual Units	

Program Year 2	Fund Source: ▼	Proposed Amt.		Fund Source: ▼	Proposed Amt.	
		Actual Amount			Actual Amount	
	Fund Source: ▼	Proposed Amt.		Fund Source: ▼	Proposed Amt.	
		Actual Amount			Actual Amount	
	Accompl. Type: ▼	Proposed Units		Accompl. Type: ▼	Proposed Units	
		Actual Units			Actual Units	
	Accompl. Type: ▼	Proposed Units		Accompl. Type: ▼	Proposed Units	
		Actual Units			Actual Units	
Program Year 3	Fund Source: ▼	Proposed Amt.		Fund Source: ▼	Proposed Amt.	
		Actual Amount			Actual Amount	
	Fund Source: ▼	Proposed Amt.		Fund Source: ▼	Proposed Amt.	
		Actual Amount			Actual Amount	
	Accompl. Type: ▼	Proposed Units		Accompl. Type: ▼	Proposed Units	
		Actual Units			Actual Units	
	Accompl. Type: ▼	Proposed Units		Accompl. Type: ▼	Proposed Units	
		Actual Units			Actual Units	
Program Year 4	Fund Source: ▼	Proposed Amt.		Fund Source: ▼	Proposed Amt.	
		Actual Amount			Actual Amount	
	Fund Source: ▼	Proposed Amt.		Fund Source: ▼	Proposed Amt.	
		Actual Amount			Actual Amount	
	Accompl. Type: ▼	Proposed Units		Accompl. Type: ▼	Proposed Units	
		Actual Units			Actual Units	
	Accompl. Type: ▼	Proposed Units		Accompl. Type: ▼	Proposed Units	
		Actual Units			Actual Units	
Program Year 5	Fund Source: ▼	Proposed Amt.		Fund Source: ▼	Proposed Amt.	
		Actual Amount			Actual Amount	
	Fund Source: ▼	Proposed Amt.		Fund Source: ▼	Proposed Amt.	
		Actual Amount			Actual Amount	
	Accompl. Type: ▼	Proposed Units		Accompl. Type: ▼	Proposed Units	
		Actual Units			Actual Units	
	Accompl. Type: ▼	Proposed Units		Accompl. Type: ▼	Proposed Units	
		Actual Units			Actual Units	

Project Name: Boys & Girls Clubs of Henderson Worm Catcher							
Description:		IDIS Project #: 457	UOG Code: NV320096 HENDERSON		Worm Catcher is a comprehensive before-and-after school program providing affordable childcare enabling parents to work.		
Location: 401 Drake St., Henderson, NV 89015		Priority Need Category		Select one: Public Services ▼			
Expected Completion Date: 6/30/2011		Explanation:					
Objective Category <input type="radio"/> Decent Housing <input type="radio"/> Suitable Living Environment <input checked="" type="radio"/> Economic Opportunity		Specific Objectives					
Outcome Categories <input checked="" type="checkbox"/> Availability/Accessibility <input type="checkbox"/> Affordability <input type="checkbox"/> Sustainability		1, Improve economic opportunities for low-income persons ▼		2, ▼		3, ▼	
Project-level Accomplishments	01 People ▼	Proposed	45	Accompl. Type: ▼	Proposed		
		Underway			Underway		
		Complete	45		Complete		
	Accompl. Type: ▼	Proposed		Accompl. Type: ▼	Proposed		
		Underway			Underway		
		Complete			Complete		
	Accompl. Type: ▼	Proposed		Accompl. Type: ▼	Proposed		
		Underway			Underway		
		Complete			Complete		
Proposed Outcome		Performance Measure		Actual Outcome			
Provide accessibility to economic opportunity		Parents of 45 children will maintain employment		45 parents received affordable childcare that enabled them to			
05D Youth Services 570.201(e) ▼				Matrix Codes ▼			
Matrix Codes ▼				Matrix Codes ▼			
Matrix Codes ▼				Matrix Codes ▼			
Program Year 1	CDBG ▼	Proposed Amt.	9,000	Fund Source: ▼	Proposed Amt.		
		Actual Amount	9,000		Actual Amount		
	Fund Source: ▼	Proposed Amt.		Fund Source: ▼	Proposed Amt.		
		Actual Amount			Actual Amount		
	Accompl. Type: ▼	Proposed Units		Accompl. Type: ▼	Proposed Units		
		Actual Units			Actual Units		
	Accompl. Type: ▼	Proposed Units		Accompl. Type: ▼	Proposed Units		
		Actual Units			Actual Units		

Program Year 2	Fund Source: ▼	Proposed Amt.		Fund Source: ▼	Proposed Amt.	
		Actual Amount			Actual Amount	
	Fund Source: ▼	Proposed Amt.		Fund Source: ▼	Proposed Amt.	
		Actual Amount			Actual Amount	
	Accompl. Type: ▼	Proposed Units		Accompl. Type: ▼	Proposed Units	
		Actual Units			Actual Units	
	Accompl. Type: ▼	Proposed Units		Accompl. Type: ▼	Proposed Units	
		Actual Units			Actual Units	
Program Year 3	Fund Source: ▼	Proposed Amt.		Fund Source: ▼	Proposed Amt.	
		Actual Amount			Actual Amount	
	Fund Source: ▼	Proposed Amt.		Fund Source: ▼	Proposed Amt.	
		Actual Amount			Actual Amount	
	Accompl. Type: ▼	Proposed Units		Accompl. Type: ▼	Proposed Units	
		Actual Units			Actual Units	
	Accompl. Type: ▼	Proposed Units		Accompl. Type: ▼	Proposed Units	
		Actual Units			Actual Units	
Program Year 4	Fund Source: ▼	Proposed Amt.		Fund Source: ▼	Proposed Amt.	
		Actual Amount			Actual Amount	
	Fund Source: ▼	Proposed Amt.		Fund Source: ▼	Proposed Amt.	
		Actual Amount			Actual Amount	
	Accompl. Type: ▼	Proposed Units		Accompl. Type: ▼	Proposed Units	
		Actual Units			Actual Units	
	Accompl. Type: ▼	Proposed Units		Accompl. Type: ▼	Proposed Units	
		Actual Units			Actual Units	
Program Year 5	Fund Source: ▼	Proposed Amt.		Fund Source: ▼	Proposed Amt.	
		Actual Amount			Actual Amount	
	Fund Source: ▼	Proposed Amt.		Fund Source: ▼	Proposed Amt.	
		Actual Amount			Actual Amount	
	Accompl. Type: ▼	Proposed Units		Accompl. Type: ▼	Proposed Units	
		Actual Units			Actual Units	
	Accompl. Type: ▼	Proposed Units		Accompl. Type: ▼	Proposed Units	
		Actual Units			Actual Units	

Project Name: Catholic Charities Marian Residence						
Description:	IDIS Project #: 458 UOG Code: NV320096 HENDERSON					
Marian Residence provides transitional living support for senior women and assists them to stable housing and self-sufficiency.						
Location: 1521 Las Vegas Blvd. North Las Vegas, NV 89101	Priority Need Category Select one: Homeless/HIV/AIDS ▼					
Expected Completion Date: 6/30/2011	Explanation:					
Objective Category <input checked="" type="radio"/> Decent Housing <input type="radio"/> Suitable Living Environment <input type="radio"/> Economic Opportunity	Specific Objectives					
Outcome Categories <input checked="" type="checkbox"/> Availability/Accessibility <input type="checkbox"/> Affordability <input type="checkbox"/> Sustainability	1, Improve the services for low/mod income persons ▼					
	2, ▼					
	3, ▼					
Project-level Accomplishments	01 People ▼	Proposed 15		Accompl. Type: ▼	Proposed	
		Underway			Underway	
		Complete 12			Complete	
	Accompl. Type: ▼	Proposed		Accompl. Type: ▼	Proposed	
		Underway			Underway	
		Complete			Complete	
	Accompl. Type: ▼	Proposed		Accompl. Type: ▼	Proposed	
		Underway			Underway	
		Complete			Complete	
Proposed Outcome	Performance Measure	Actual Outcome				
Improve accessibility to stable housing	15 senior women will obtain jobs & stable housing	12 senior women had access to stable housing				
05 Public Services (General) 570.201(e) ▼	Matrix Codes ▼					
Matrix Codes ▼	Matrix Codes ▼					
Matrix Codes ▼	Matrix Codes ▼					
Program Year 1	CDBG ▼	Proposed Amt. 2,500		Fund Source: ▼	Proposed Amt.	
		Actual Amount 2,500			Actual Amount	
	Fund Source: ▼	Proposed Amt.		Fund Source: ▼	Proposed Amt.	
		Actual Amount			Actual Amount	
	Accompl. Type: ▼	Proposed Units		Accompl. Type: ▼	Proposed Units	
		Actual Units			Actual Units	
	Accompl. Type: ▼	Proposed Units		Accompl. Type: ▼	Proposed Units	
		Actual Units			Actual Units	

Program Year 2	Fund Source: ▼	Proposed Amt.		Fund Source: ▼	Proposed Amt.	
		Actual Amount			Actual Amount	
	Fund Source: ▼	Proposed Amt.		Fund Source: ▼	Proposed Amt.	
		Actual Amount			Actual Amount	
	Accompl. Type: ▼	Proposed Units		Accompl. Type: ▼	Proposed Units	
		Actual Units			Actual Units	
	Accompl. Type: ▼	Proposed Units		Accompl. Type: ▼	Proposed Units	
		Actual Units			Actual Units	
Program Year 3	Fund Source: ▼	Proposed Amt.		Fund Source: ▼	Proposed Amt.	
		Actual Amount			Actual Amount	
	Fund Source: ▼	Proposed Amt.		Fund Source: ▼	Proposed Amt.	
		Actual Amount			Actual Amount	
	Accompl. Type: ▼	Proposed Units		Accompl. Type: ▼	Proposed Units	
		Actual Units			Actual Units	
	Accompl. Type: ▼	Proposed Units		Accompl. Type: ▼	Proposed Units	
		Actual Units			Actual Units	
Program Year 4	Fund Source: ▼	Proposed Amt.		Fund Source: ▼	Proposed Amt.	
		Actual Amount			Actual Amount	
	Fund Source: ▼	Proposed Amt.		Fund Source: ▼	Proposed Amt.	
		Actual Amount			Actual Amount	
	Accompl. Type: ▼	Proposed Units		Accompl. Type: ▼	Proposed Units	
		Actual Units			Actual Units	
	Accompl. Type: ▼	Proposed Units		Accompl. Type: ▼	Proposed Units	
		Actual Units			Actual Units	
Program Year 5	Fund Source: ▼	Proposed Amt.		Fund Source: ▼	Proposed Amt.	
		Actual Amount			Actual Amount	
	Fund Source: ▼	Proposed Amt.		Fund Source: ▼	Proposed Amt.	
		Actual Amount			Actual Amount	
	Accompl. Type: ▼	Proposed Units		Accompl. Type: ▼	Proposed Units	
		Actual Units			Actual Units	
	Accompl. Type: ▼	Proposed Units		Accompl. Type: ▼	Proposed Units	
		Actual Units			Actual Units	

Project Name: Giving Life Ministries Emergency Assistance Program						
Description:	IDIS Project #: 459 UOG Code: NV320096 HENDERSON					
The Emergency Assistance Program assists needy families, elderly, and homeless persons by providing food, clothing, bus tokens, and assistance with IDs.						
Location: 416 Perlite St. Henderson, NV 89015	Priority Need Category Select one: Public Services ▼					
Expected Completion Date: 6/30/2011	Explanation:					
Objective Category <input type="radio"/> Decent Housing <input checked="" type="radio"/> Suitable Living Environment <input type="radio"/> Economic Opportunity	Specific Objectives					
Outcome Categories <input checked="" type="checkbox"/> Availability/Accessibility <input type="checkbox"/> Affordability <input type="checkbox"/> Sustainability	1, Improve the services for low/mod income persons ▼ 2, ▼ 3, ▼					
Project-level Accomplishments	01 People ▼	Proposed 10,000		Accompl. Type: ▼	Proposed	
		Underway			Underway	
		Complete 8,855			Complete	
	Accompl. Type: ▼	Proposed		Accompl. Type: ▼	Proposed	
		Underway			Underway	
		Complete			Complete	
	Accompl. Type: ▼	Proposed		Accompl. Type: ▼	Proposed	
		Underway			Underway	
		Complete			Complete	
Proposed Outcome	Performance Measure	Actual Outcome				
Increase accessibility to nutritional resources	10,000 people will receive nutritional services	8,855 people received emergency nutrition services				
05 Public Services (General) 570.201(e) ▼				Matrix Codes ▼		
Matrix Codes ▼				Matrix Codes ▼		
Matrix Codes ▼				Matrix Codes ▼		
Program Year 1	CDBG ▼	Proposed Amt. 35,000		Fund Source: ▼	Proposed Amt.	
		Actual Amount 35,000			Actual Amount	
	Fund Source: ▼	Proposed Amt.		Fund Source: ▼	Proposed Amt.	
		Actual Amount			Actual Amount	
	Accompl. Type: ▼	Proposed Units		Accompl. Type: ▼	Proposed Units	
		Actual Units			Actual Units	
	Accompl. Type: ▼	Proposed Units		Accompl. Type: ▼	Proposed Units	
		Actual Units			Actual Units	

Program Year 2	Fund Source: ▼	Proposed Amt.		Fund Source: ▼	Proposed Amt.	
		Actual Amount			Actual Amount	
	Fund Source: ▼	Proposed Amt.		Fund Source: ▼	Proposed Amt.	
		Actual Amount			Actual Amount	
	Accompl. Type: ▼	Proposed Units		Accompl. Type: ▼	Proposed Units	
		Actual Units			Actual Units	
	Accompl. Type: ▼	Proposed Units		Accompl. Type: ▼	Proposed Units	
		Actual Units			Actual Units	
Program Year 3	Fund Source: ▼	Proposed Amt.		Fund Source: ▼	Proposed Amt.	
		Actual Amount			Actual Amount	
	Fund Source: ▼	Proposed Amt.		Fund Source: ▼	Proposed Amt.	
		Actual Amount			Actual Amount	
	Accompl. Type: ▼	Proposed Units		Accompl. Type: ▼	Proposed Units	
		Actual Units			Actual Units	
	Accompl. Type: ▼	Proposed Units		Accompl. Type: ▼	Proposed Units	
		Actual Units			Actual Units	
Program Year 4	Fund Source: ▼	Proposed Amt.		Fund Source: ▼	Proposed Amt.	
		Actual Amount			Actual Amount	
	Fund Source: ▼	Proposed Amt.		Fund Source: ▼	Proposed Amt.	
		Actual Amount			Actual Amount	
	Accompl. Type: ▼	Proposed Units		Accompl. Type: ▼	Proposed Units	
		Actual Units			Actual Units	
	Accompl. Type: ▼	Proposed Units		Accompl. Type: ▼	Proposed Units	
		Actual Units			Actual Units	
Program Year 5	Fund Source: ▼	Proposed Amt.		Fund Source: ▼	Proposed Amt.	
		Actual Amount			Actual Amount	
	Fund Source: ▼	Proposed Amt.		Fund Source: ▼	Proposed Amt.	
		Actual Amount			Actual Amount	
	Accompl. Type: ▼	Proposed Units		Accompl. Type: ▼	Proposed Units	
		Actual Units			Actual Units	
	Accompl. Type: ▼	Proposed Units		Accompl. Type: ▼	Proposed Units	
		Actual Units			Actual Units	

Project Name: HopeLink Homeless Prevention						
Description:	IDIS Project #: 476 UOG Code: NV320096 HENDERSON					
This project supports a wide range of services to households at-risk of homelessness, assisting them in maintaining existing housing and preventing homelessness.						
Location: 178 Westminister Way, Henderson, NV 89015	Priority Need Category Select one: Public Services ▼					
Expected Completion Date: 6/30/2011	Explanation:					
Objective Category <input type="radio"/> Decent Housing <input checked="" type="radio"/> Suitable Living Environment <input type="radio"/> Economic Opportunity	Specific Objectives					
Outcome Categories <input type="checkbox"/> Availability/Accessibility <input type="checkbox"/> Affordability <input checked="" type="checkbox"/> Sustainability	1, Improve the services for low/mod income persons ▼ 2, ▼ 3, ▼					
Project-level Accomplishments	01 People ▼	Proposed 1250		Accompl. Type: ▼	Proposed	
		Underway			Underway	
		Complete 3404			Complete	
	Accompl. Type: ▼	Proposed		Accompl. Type: ▼	Proposed	
		Underway			Underway	
		Complete			Complete	
	Accompl. Type: ▼	Proposed		Accompl. Type: ▼	Proposed	
		Underway			Underway	
		Complete			Complete	
Proposed Outcome	Performance Measure	Actual Outcome				
Prevent homelessness	150 households will maintain stable housing					
05 Public Services (General) 570.201(e) ▼		Matrix Codes ▼				
Matrix Codes ▼		Matrix Codes ▼				
Matrix Codes ▼		Matrix Codes ▼				
Program Year 1	CDBG ▼	Proposed Amt. 57,000		Fund Source: ▼	Proposed Amt.	
		Actual Amount 57,000			Actual Amount	
	Other ▼	Proposed Amt. 118,860		Fund Source: ▼	Proposed Amt.	
		Actual Amount			Actual Amount	
	Accompl. Type: ▼	Proposed Units		Accompl. Type: ▼	Proposed Units	
		Actual Units			Actual Units	
	Accompl. Type: ▼	Proposed Units		Accompl. Type: ▼	Proposed Units	
		Actual Units			Actual Units	

Program Year 2	Fund Source: ▼	Proposed Amt.		Fund Source: ▼	Proposed Amt.	
		Actual Amount			Actual Amount	
	Fund Source: ▼	Proposed Amt.		Fund Source: ▼	Proposed Amt.	
		Actual Amount			Actual Amount	
	Accompl. Type: ▼	Proposed Units		Accompl. Type: ▼	Proposed Units	
		Actual Units			Actual Units	
	Accompl. Type: ▼	Proposed Units		Accompl. Type: ▼	Proposed Units	
		Actual Units			Actual Units	
Program Year 3	Fund Source: ▼	Proposed Amt.		Fund Source: ▼	Proposed Amt.	
		Actual Amount			Actual Amount	
	Fund Source: ▼	Proposed Amt.		Fund Source: ▼	Proposed Amt.	
		Actual Amount			Actual Amount	
	Accompl. Type: ▼	Proposed Units		Accompl. Type: ▼	Proposed Units	
		Actual Units			Actual Units	
	Accompl. Type: ▼	Proposed Units		Accompl. Type: ▼	Proposed Units	
		Actual Units			Actual Units	
Program Year 4	Fund Source: ▼	Proposed Amt.		Fund Source: ▼	Proposed Amt.	
		Actual Amount			Actual Amount	
	Fund Source: ▼	Proposed Amt.		Fund Source: ▼	Proposed Amt.	
		Actual Amount			Actual Amount	
	Accompl. Type: ▼	Proposed Units		Accompl. Type: ▼	Proposed Units	
		Actual Units			Actual Units	
	Accompl. Type: ▼	Proposed Units		Accompl. Type: ▼	Proposed Units	
		Actual Units			Actual Units	
Program Year 5	Fund Source: ▼	Proposed Amt.		Fund Source: ▼	Proposed Amt.	
		Actual Amount			Actual Amount	
	Fund Source: ▼	Proposed Amt.		Fund Source: ▼	Proposed Amt.	
		Actual Amount			Actual Amount	
	Accompl. Type: ▼	Proposed Units		Accompl. Type: ▼	Proposed Units	
		Actual Units			Actual Units	
	Accompl. Type: ▼	Proposed Units		Accompl. Type: ▼	Proposed Units	
		Actual Units			Actual Units	

Project Name: Nathan Adelson Hospice Meal Delivery					
Description:	IDIS Project #: 460 UOG Code: NV320096 HENDERSON				
The project will support home delivery of prepared meals to homecare hospice patients and caregivers.					
Location: 4131 Swenson Street Las Vegas, NV 89119	Priority Need Category Select one: Non-homeless Special Needs				
Expected Completion Date: 6/30/2011	Explanation:				
Objective Category <input type="radio"/> Decent Housing <input checked="" type="radio"/> Suitable Living Environment <input type="radio"/> Economic Opportunity	Specific Objectives				
Outcome Categories <input checked="" type="checkbox"/> Availability/Accessibility <input type="checkbox"/> Affordability <input type="checkbox"/> Sustainability	1, Improve the services for low/mod income persons				
	2,				
	3,				
Project-level Accomplishments	04 Households	Proposed	40	Accompl. Type:	Proposed
		Underway			Underway
		Complete	45		Complete
	Accompl. Type:	Proposed		Accompl. Type:	Proposed
		Underway			Underway
		Complete			Complete
	Accompl. Type:	Proposed		Accompl. Type:	Proposed
		Underway			Underway
		Complete			Complete
Proposed Outcome	Performance Measure	Actual Outcome			
Accessibility to nutritional services	40 households will receive home delivered meals	45 households received meals delivered to their homes			
05 Public Services (General) 570.201(e)		Matrix Codes			
Matrix Codes		Matrix Codes			
Matrix Codes		Matrix Codes			
Program Year 1	CDBG	Proposed Amt.	3,000	Fund Source:	Proposed Amt.
		Actual Amount	3,000		Actual Amount
	Fund Source:	Proposed Amt.		Fund Source:	Proposed Amt.
		Actual Amount			Actual Amount
	Accompl. Type:	Proposed Units		Accompl. Type:	Proposed Units
		Actual Units			Actual Units
	Accompl. Type:	Proposed Units		Accompl. Type:	Proposed Units
		Actual Units			Actual Units

Program Year 2	Fund Source: ▼	Proposed Amt.		Fund Source: ▼	Proposed Amt.	
		Actual Amount			Actual Amount	
	Fund Source: ▼	Proposed Amt.		Fund Source: ▼	Proposed Amt.	
		Actual Amount			Actual Amount	
	Accompl. Type: ▼	Proposed Units		Accompl. Type: ▼	Proposed Units	
		Actual Units			Actual Units	
	Accompl. Type: ▼	Proposed Units		Accompl. Type: ▼	Proposed Units	
		Actual Units			Actual Units	
Program Year 3	Fund Source: ▼	Proposed Amt.		Fund Source: ▼	Proposed Amt.	
		Actual Amount			Actual Amount	
	Fund Source: ▼	Proposed Amt.		Fund Source: ▼	Proposed Amt.	
		Actual Amount			Actual Amount	
	Accompl. Type: ▼	Proposed Units		Accompl. Type: ▼	Proposed Units	
		Actual Units			Actual Units	
	Accompl. Type: ▼	Proposed Units		Accompl. Type: ▼	Proposed Units	
		Actual Units			Actual Units	
Program Year 4	Fund Source: ▼	Proposed Amt.		Fund Source: ▼	Proposed Amt.	
		Actual Amount			Actual Amount	
	Fund Source: ▼	Proposed Amt.		Fund Source: ▼	Proposed Amt.	
		Actual Amount			Actual Amount	
	Accompl. Type: ▼	Proposed Units		Accompl. Type: ▼	Proposed Units	
		Actual Units			Actual Units	
	Accompl. Type: ▼	Proposed Units		Accompl. Type: ▼	Proposed Units	
		Actual Units			Actual Units	
Program Year 5	Fund Source: ▼	Proposed Amt.		Fund Source: ▼	Proposed Amt.	
		Actual Amount			Actual Amount	
	Fund Source: ▼	Proposed Amt.		Fund Source: ▼	Proposed Amt.	
		Actual Amount			Actual Amount	
	Accompl. Type: ▼	Proposed Units		Accompl. Type: ▼	Proposed Units	
		Actual Units			Actual Units	
	Accompl. Type: ▼	Proposed Units		Accompl. Type: ▼	Proposed Units	
		Actual Units			Actual Units	

Project Name: Foundation for Positively Kids Medical Daycare & Respite					
Description:	IDIS Project #: 461 UOG Code: NV320096 HENDERSON				
The project supports costs of providing skilled nursing services for this respite/daycare program serving families with medically fragile children.					
Location: 3555 W. Reno Ave., Ste. F Las Vegas, NV 89118	Priority Need Category Select one: Non-homeless Special Needs ▼				
Expected Completion Date: 6/30/2011	Explanation:				
Objective Category <input type="radio"/> Decent Housing <input checked="" type="radio"/> Suitable Living Environment <input type="radio"/> Economic Opportunity	Specific Objectives				
Outcome Categories <input checked="" type="checkbox"/> Availability/Accessibility <input type="checkbox"/> Affordability <input type="checkbox"/> Sustainability	1, Improve the services for low/mod income persons ▼ 2, ▼ 3, ▼				
Project-level Accomplishments	01 People ▼	Proposed 15	Accompl. Type: ▼	Proposed	
		Underway		Underway	
		Complete 12		Complete	
	Accompl. Type: ▼	Proposed	Accompl. Type: ▼	Proposed	
		Underway		Underway	
		Complete		Complete	
	Accompl. Type: ▼	Proposed	Accompl. Type: ▼	Proposed	
		Underway		Underway	
		Complete		Complete	
Proposed Outcome		Performance Measure		Actual Outcome	
Improve services for children with disabilities		15 families will receive services to reduce stress level		12 families received respite services	
05 Public Services (General) 570.201(e) ▼			Matrix Codes ▼		
Matrix Codes ▼			Matrix Codes ▼		
Matrix Codes ▼			Matrix Codes ▼		
Program Year 1	CDBG ▼	Proposed Amt. 9,526	Fund Source: ▼	Proposed Amt.	
		Actual Amount 9,526		Actual Amount	
	Fund Source: ▼	Proposed Amt.	Fund Source: ▼	Proposed Amt.	
		Actual Amount		Actual Amount	
	Accompl. Type: ▼	Proposed Units	Accompl. Type: ▼	Proposed Units	
		Actual Units		Actual Units	
	Accompl. Type: ▼	Proposed Units	Accompl. Type: ▼	Proposed Units	
		Actual Units		Actual Units	

Program Year 2	Fund Source: ▼	Proposed Amt.		Fund Source: ▼	Proposed Amt.	
		Actual Amount			Actual Amount	
	Fund Source: ▼	Proposed Amt.		Fund Source: ▼	Proposed Amt.	
		Actual Amount			Actual Amount	
	Accompl. Type: ▼	Proposed Units		Accompl. Type: ▼	Proposed Units	
		Actual Units			Actual Units	
	Accompl. Type: ▼	Proposed Units		Accompl. Type: ▼	Proposed Units	
		Actual Units			Actual Units	
Program Year 3	Fund Source: ▼	Proposed Amt.		Fund Source: ▼	Proposed Amt.	
		Actual Amount			Actual Amount	
	Fund Source: ▼	Proposed Amt.		Fund Source: ▼	Proposed Amt.	
		Actual Amount			Actual Amount	
	Accompl. Type: ▼	Proposed Units		Accompl. Type: ▼	Proposed Units	
		Actual Units			Actual Units	
	Accompl. Type: ▼	Proposed Units		Accompl. Type: ▼	Proposed Units	
		Actual Units			Actual Units	
Program Year 4	Fund Source: ▼	Proposed Amt.		Fund Source: ▼	Proposed Amt.	
		Actual Amount			Actual Amount	
	Fund Source: ▼	Proposed Amt.		Fund Source: ▼	Proposed Amt.	
		Actual Amount			Actual Amount	
	Accompl. Type: ▼	Proposed Units		Accompl. Type: ▼	Proposed Units	
		Actual Units			Actual Units	
	Accompl. Type: ▼	Proposed Units		Accompl. Type: ▼	Proposed Units	
		Actual Units			Actual Units	
Program Year 5	Fund Source: ▼	Proposed Amt.		Fund Source: ▼	Proposed Amt.	
		Actual Amount			Actual Amount	
	Fund Source: ▼	Proposed Amt.		Fund Source: ▼	Proposed Amt.	
		Actual Amount			Actual Amount	
	Accompl. Type: ▼	Proposed Units		Accompl. Type: ▼	Proposed Units	
		Actual Units			Actual Units	
	Accompl. Type: ▼	Proposed Units		Accompl. Type: ▼	Proposed Units	
		Actual Units			Actual Units	

Project Name: St. Rose Dominican Health Foundation Helping Hands					
Description:	IDIS Project #: 462 UOG Code: NV320096 HENDERSON				
The project will provide partial funding for a accessible van to utilize in providing free transportation to medical appointments and routine errands for seniors to assist them in maintaining independence in the community.					
Location: 3001 St. Rose Pkwy. Henderson, NV 89052	Priority Need Category Select one: Non-homeless Special Needs				
Expected Completion Date: 6/30/2011	Explanation:				
Objective Category <input type="radio"/> Decent Housing <input checked="" type="radio"/> Suitable Living Environment <input type="radio"/> Economic Opportunity	Specific Objectives				
Outcome Categories <input checked="" type="checkbox"/> Availability/Accessibility <input type="checkbox"/> Affordability <input type="checkbox"/> Sustainability	1, Improve the services for low/mod income persons				
	2,				
	3,				
Project-level Accomplishments	01 People	Proposed	4,000	Accompl. Type:	Proposed
		Underway			Underway
		Complete	5,546		Complete
	Accompl. Type:	Proposed		Accompl. Type:	Proposed
		Underway			Underway
		Complete			Complete
	Accompl. Type:	Proposed		Accompl. Type:	Proposed
		Underway			Underway
		Complete			Complete
Proposed Outcome	Performance Measure	Actual Outcome			
Increase accessibility to independent living	Provide 4000 rides to seniors	Provided 5,546 rides to seniors			
03A Senior Centers 570.201(c)	Matrix Codes	Matrix Codes			
Matrix Codes	Matrix Codes	Matrix Codes			
Matrix Codes	Matrix Codes	Matrix Codes			
Program Year 1	CDBG	Proposed Amt.	24,500	Fund Source:	Proposed Amt.
		Actual Amount	24,500		Actual Amount
	Fund Source:	Proposed Amt.		Fund Source:	Proposed Amt.
		Actual Amount			Actual Amount
	Accompl. Type:	Proposed Units		Accompl. Type:	Proposed Units
		Actual Units			Actual Units
	Accompl. Type:	Proposed Units		Accompl. Type:	Proposed Units
		Actual Units			Actual Units

Program Year 2	Fund Source: ▼	Proposed Amt.		Fund Source: ▼	Proposed Amt.	
		Actual Amount			Actual Amount	
	Fund Source: ▼	Proposed Amt.		Fund Source: ▼	Proposed Amt.	
		Actual Amount			Actual Amount	
	Accompl. Type: ▼	Proposed Units		Accompl. Type: ▼	Proposed Units	
		Actual Units			Actual Units	
	Accompl. Type: ▼	Proposed Units		Accompl. Type: ▼	Proposed Units	
		Actual Units			Actual Units	
Program Year 3	Fund Source: ▼	Proposed Amt.		Fund Source: ▼	Proposed Amt.	
		Actual Amount			Actual Amount	
	Fund Source: ▼	Proposed Amt.		Fund Source: ▼	Proposed Amt.	
		Actual Amount			Actual Amount	
	Accompl. Type: ▼	Proposed Units		Accompl. Type: ▼	Proposed Units	
		Actual Units			Actual Units	
	Accompl. Type: ▼	Proposed Units		Accompl. Type: ▼	Proposed Units	
		Actual Units			Actual Units	
Program Year 4	Fund Source: ▼	Proposed Amt.		Fund Source: ▼	Proposed Amt.	
		Actual Amount			Actual Amount	
	Fund Source: ▼	Proposed Amt.		Fund Source: ▼	Proposed Amt.	
		Actual Amount			Actual Amount	
	Accompl. Type: ▼	Proposed Units		Accompl. Type: ▼	Proposed Units	
		Actual Units			Actual Units	
	Accompl. Type: ▼	Proposed Units		Accompl. Type: ▼	Proposed Units	
		Actual Units			Actual Units	
Program Year 5	Fund Source: ▼	Proposed Amt.		Fund Source: ▼	Proposed Amt.	
		Actual Amount			Actual Amount	
	Fund Source: ▼	Proposed Amt.		Fund Source: ▼	Proposed Amt.	
		Actual Amount			Actual Amount	
	Accompl. Type: ▼	Proposed Units		Accompl. Type: ▼	Proposed Units	
		Actual Units			Actual Units	
	Accompl. Type: ▼	Proposed Units		Accompl. Type: ▼	Proposed Units	
		Actual Units			Actual Units	

Project Name: S.A.F.E. House Domestic Violence Shelter						
Description:	IDIS Project #: 462 UOG Code: NV320096 HENDERSON					
SAFE House provides supportive services for victims of domestic violence. The project supports activities of the emergency shelter for women and children, maintaining the family unit intact while protecting them from perpetrators.						
Location: Admin Office 921 American Pacific Dr., #300 Henderson, NV 89014	Priority Need Category Select one: Homeless/HIV/AIDS ▼					
Expected Completion Date: 6/30/2011	Explanation:					
Objective Category <input checked="" type="radio"/> Decent Housing <input type="radio"/> Suitable Living Environment <input type="radio"/> Economic Opportunity	Specific Objectives					
Outcome Categories <input checked="" type="checkbox"/> Availability/Accessibility <input type="checkbox"/> Affordability <input type="checkbox"/> Sustainability	1, Increase the number of homeless persons moving into permanent housing ▼ 2, ▼ 3, ▼					
Project-level Accomplishments	01 People ▼	Proposed 55		Accompl. Type: ▼	Proposed	
		Underway			Underway	
		Complete 159			Complete	
	Accompl. Type: ▼	Proposed		Accompl. Type: ▼	Proposed	
		Underway			Underway	
		Complete			Complete	
	Accompl. Type: ▼	Proposed		Accompl. Type: ▼	Proposed	
		Underway			Underway	
		Complete			Complete	
Proposed Outcome		Performance Measure		Actual Outcome		
Transition homeless persons to stable housing		42 people will access transitional/stable housing		70 clients transitioned in to stable housing		
03T Operating Costs of Homeless/AIDS Patients Programs ▼		Matrix Codes ▼		Matrix Codes ▼		
Matrix Codes ▼		Matrix Codes ▼		Matrix Codes ▼		
Matrix Codes ▼		Matrix Codes ▼		Matrix Codes ▼		
Program Year 1	CDBG ▼	Proposed Amt. 24,000		Fund Source: ▼	Proposed Amt.	
		Actual Amount 24,000			Actual Amount	
	Fund Source: ▼	Proposed Amt.		Fund Source: ▼	Proposed Amt.	
		Actual Amount			Actual Amount	
	Accompl. Type: ▼	Proposed Units		Accompl. Type: ▼	Proposed Units	
		Actual Units			Actual Units	
	Accompl. Type: ▼	Proposed Units		Accompl. Type: ▼	Proposed Units	
		Actual Units			Actual Units	

Program Year 2	Fund Source: ▼	Proposed Amt.		Fund Source: ▼	Proposed Amt.	
		Actual Amount			Actual Amount	
	Fund Source: ▼	Proposed Amt.		Fund Source: ▼	Proposed Amt.	
		Actual Amount			Actual Amount	
	Accompl. Type: ▼	Proposed Units		Accompl. Type: ▼	Proposed Units	
		Actual Units			Actual Units	
	Accompl. Type: ▼	Proposed Units		Accompl. Type: ▼	Proposed Units	
		Actual Units			Actual Units	
Program Year 3	Fund Source: ▼	Proposed Amt.		Fund Source: ▼	Proposed Amt.	
		Actual Amount			Actual Amount	
	Fund Source: ▼	Proposed Amt.		Fund Source: ▼	Proposed Amt.	
		Actual Amount			Actual Amount	
	Accompl. Type: ▼	Proposed Units		Accompl. Type: ▼	Proposed Units	
		Actual Units			Actual Units	
	Accompl. Type: ▼	Proposed Units		Accompl. Type: ▼	Proposed Units	
		Actual Units			Actual Units	
Program Year 4	Fund Source: ▼	Proposed Amt.		Fund Source: ▼	Proposed Amt.	
		Actual Amount			Actual Amount	
	Fund Source: ▼	Proposed Amt.		Fund Source: ▼	Proposed Amt.	
		Actual Amount			Actual Amount	
	Accompl. Type: ▼	Proposed Units		Accompl. Type: ▼	Proposed Units	
		Actual Units			Actual Units	
	Accompl. Type: ▼	Proposed Units		Accompl. Type: ▼	Proposed Units	
		Actual Units			Actual Units	
Program Year 5	Fund Source: ▼	Proposed Amt.		Fund Source: ▼	Proposed Amt.	
		Actual Amount			Actual Amount	
	Fund Source: ▼	Proposed Amt.		Fund Source: ▼	Proposed Amt.	
		Actual Amount			Actual Amount	
	Accompl. Type: ▼	Proposed Units		Accompl. Type: ▼	Proposed Units	
		Actual Units			Actual Units	
	Accompl. Type: ▼	Proposed Units		Accompl. Type: ▼	Proposed Units	
		Actual Units			Actual Units	

Project Name: The Shade Tree Emergency & Transitional Programs						
Description:	IDIS Project #: 464 UOG Code: NV 320096 HENDERSON					
The Shade Tree provides safe shelter to homeless and abused women and their children. The project supports case management services to shelter residents who are transitioning back to the community.						
Location: 1 West Owens Ave. Las Vegas, NV 89030	Priority Need Category Select one: Homeless/HIV/AIDS ▼					
Expected Completion Date: 6/30/2011	Explanation:					
Objective Category <input checked="" type="radio"/> Decent Housing <input type="radio"/> Suitable Living Environment <input type="radio"/> Economic Opportunity	Specific Objectives					
Outcome Categories <input checked="" type="checkbox"/> Availability/Accessibility <input type="checkbox"/> Affordability <input type="checkbox"/> Sustainability	1, Increase the number of homeless persons moving into permanent housing ▼ 2, ▼ 3, ▼					
Project-level Accomplishments	01 People ▼	Proposed 2700		Accompl. Type: ▼	Proposed	
		Underway			Underway	
		Complete 3402			Complete	
	Accompl. Type: ▼	Proposed		Accompl. Type: ▼	Proposed	
		Underway			Underway	
		Complete			Complete	
	Accompl. Type: ▼	Proposed		Accompl. Type: ▼	Proposed	
		Underway			Underway	
		Complete			Complete	
Proposed Outcome	Performance Measure	Actual Outcome				
Transition homeless persons to stable housing	2430 people will access transitional/permanent housing	1570 people transitioned to a housing program within 90 days				
03T Operating Costs of Homeless/AIDS Patients Programs ▼	Matrix Codes ▼					
Matrix Codes ▼	Matrix Codes ▼					
Matrix Codes ▼	Matrix Codes ▼					
Program Year 1	CDBG ▼	Proposed Amt. 5,000		Fund Source: ▼	Proposed Amt.	
		Actual Amount 5,000			Actual Amount	
	Fund Source: ▼	Proposed Amt.		Fund Source: ▼	Proposed Amt.	
		Actual Amount			Actual Amount	
	Accompl. Type: ▼	Proposed Units		Accompl. Type: ▼	Proposed Units	
		Actual Units			Actual Units	
	Accompl. Type: ▼	Proposed Units		Accompl. Type: ▼	Proposed Units	
		Actual Units			Actual Units	

Program Year 2	Fund Source: ▼	Proposed Amt.		Fund Source: ▼	Proposed Amt.	
		Actual Amount			Actual Amount	
	Fund Source: ▼	Proposed Amt.		Fund Source: ▼	Proposed Amt.	
		Actual Amount			Actual Amount	
	Accompl. Type: ▼	Proposed Units		Accompl. Type: ▼	Proposed Units	
		Actual Units			Actual Units	
	Accompl. Type: ▼	Proposed Units		Accompl. Type: ▼	Proposed Units	
		Actual Units			Actual Units	
Program Year 3	Fund Source: ▼	Proposed Amt.		Fund Source: ▼	Proposed Amt.	
		Actual Amount			Actual Amount	
	Fund Source: ▼	Proposed Amt.		Fund Source: ▼	Proposed Amt.	
		Actual Amount			Actual Amount	
	Accompl. Type: ▼	Proposed Units		Accompl. Type: ▼	Proposed Units	
		Actual Units			Actual Units	
	Accompl. Type: ▼	Proposed Units		Accompl. Type: ▼	Proposed Units	
		Actual Units			Actual Units	
Program Year 4	Fund Source: ▼	Proposed Amt.		Fund Source: ▼	Proposed Amt.	
		Actual Amount			Actual Amount	
	Fund Source: ▼	Proposed Amt.		Fund Source: ▼	Proposed Amt.	
		Actual Amount			Actual Amount	
	Accompl. Type: ▼	Proposed Units		Accompl. Type: ▼	Proposed Units	
		Actual Units			Actual Units	
	Accompl. Type: ▼	Proposed Units		Accompl. Type: ▼	Proposed Units	
		Actual Units			Actual Units	
Program Year 5	Fund Source: ▼	Proposed Amt.		Fund Source: ▼	Proposed Amt.	
		Actual Amount			Actual Amount	
	Fund Source: ▼	Proposed Amt.		Fund Source: ▼	Proposed Amt.	
		Actual Amount			Actual Amount	
	Accompl. Type: ▼	Proposed Units		Accompl. Type: ▼	Proposed Units	
		Actual Units			Actual Units	
	Accompl. Type: ▼	Proposed Units		Accompl. Type: ▼	Proposed Units	
		Actual Units			Actual Units	

Project Name: Women's Development Center Transitional Housing						
Description:	IDIS Project #: 465 UOG Code: NV 320096 HENDERSON					
The program provides housing, independent living skills training, and transitional housing and supportive services in support of transitioning from homelessness to self-sufficiency. The project will support case management, information & referral activities, and supportive services for WDC clients in transition.						
Location: 4020 Pecos McCleod Las Vegas, NV 89121	Priority Need Category Select one: Homeless/HIV/AIDS ▼					
Expected Completion Date: 6/30/2011	Explanation:					
Objective Category <input checked="" type="radio"/> Decent Housing <input type="radio"/> Suitable Living Environment <input type="radio"/> Economic Opportunity	Specific Objectives					
Outcome Categories <input checked="" type="checkbox"/> Availability/Accessibility <input type="checkbox"/> Affordability <input type="checkbox"/> Sustainability	1, Increase the number of homeless persons moving into permanent housing ▼ 2, ▼ 3, ▼					
Project-level Accomplishments	01 People ▼	Proposed 200		Accompl. Type: ▼	Proposed	
		Underway			Underway	
		Complete 233			Complete	
	Accompl. Type: ▼	Proposed		Accompl. Type: ▼	Proposed	
		Underway			Underway	
		Complete			Complete	
	Accompl. Type: ▼	Proposed		Accompl. Type: ▼	Proposed	
		Underway			Underway	
		Complete			Complete	
Proposed Outcome	Performance Measure	Actual Outcome				
Transition homeless persons to stable housing	10 households will access transl.; 7 indiv. permanent hsg	1 household entered transitional housing & 2 households remained				
03T Operating Costs of Homeless/AIDS Patients Programs ▼	Matrix Codes ▼					
Matrix Codes ▼	Matrix Codes ▼					
Matrix Codes ▼	Matrix Codes ▼					
Program Year 1	CDBG ▼	Proposed Amt. 10,000		Fund Source: ▼	Proposed Amt.	
		Actual Amount 10,000			Actual Amount	
	Fund Source: ▼	Proposed Amt.		Fund Source: ▼	Proposed Amt.	
		Actual Amount			Actual Amount	
	Accompl. Type: ▼	Proposed Units		Accompl. Type: ▼	Proposed Units	
		Actual Units			Actual Units	
	Accompl. Type: ▼	Proposed Units		Accompl. Type: ▼	Proposed Units	
		Actual Units			Actual Units	

Program Year 2	Fund Source: ▼	Proposed Amt.		Fund Source: ▼	Proposed Amt.	
		Actual Amount			Actual Amount	
	Fund Source: ▼	Proposed Amt.		Fund Source: ▼	Proposed Amt.	
		Actual Amount			Actual Amount	
	Accompl. Type: ▼	Proposed Units		Accompl. Type: ▼	Proposed Units	
		Actual Units			Actual Units	
	Accompl. Type: ▼	Proposed Units		Accompl. Type: ▼	Proposed Units	
		Actual Units			Actual Units	
Program Year 3	Fund Source: ▼	Proposed Amt.		Fund Source: ▼	Proposed Amt.	
		Actual Amount			Actual Amount	
	Fund Source: ▼	Proposed Amt.		Fund Source: ▼	Proposed Amt.	
		Actual Amount			Actual Amount	
	Accompl. Type: ▼	Proposed Units		Accompl. Type: ▼	Proposed Units	
		Actual Units			Actual Units	
	Accompl. Type: ▼	Proposed Units		Accompl. Type: ▼	Proposed Units	
		Actual Units			Actual Units	
Program Year 4	Fund Source: ▼	Proposed Amt.		Fund Source: ▼	Proposed Amt.	
		Actual Amount			Actual Amount	
	Fund Source: ▼	Proposed Amt.		Fund Source: ▼	Proposed Amt.	
		Actual Amount			Actual Amount	
	Accompl. Type: ▼	Proposed Units		Accompl. Type: ▼	Proposed Units	
		Actual Units			Actual Units	
	Accompl. Type: ▼	Proposed Units		Accompl. Type: ▼	Proposed Units	
		Actual Units			Actual Units	
Program Year 5	Fund Source: ▼	Proposed Amt.		Fund Source: ▼	Proposed Amt.	
		Actual Amount			Actual Amount	
	Fund Source: ▼	Proposed Amt.		Fund Source: ▼	Proposed Amt.	
		Actual Amount			Actual Amount	
	Accompl. Type: ▼	Proposed Units		Accompl. Type: ▼	Proposed Units	
		Actual Units			Actual Units	
	Accompl. Type: ▼	Proposed Units		Accompl. Type: ▼	Proposed Units	
		Actual Units			Actual Units	

Project Name: COH Affordable Housing Programs Administration							
Description:		IDIS Project #: 466	UOG Code: NV320096 HENDERSON				
The project supports the City's delivery of the Housing Rehabilitation, Lead-Based Paint, Deferred-Payment Loan, and Emergency Repair Grants programs.							
Location: 240 Water Street Henderson, NV 89015				Priority Need Category			
				Select one:		Planning/Administration ▼	
Explanation:							
Expected Completion Date: 6/30/2011							
Objective Category							
<input type="radio"/> Decent Housing <input type="radio"/> Suitable Living Environment <input type="radio"/> Economic Opportunity							
				Specific Objectives			
Outcome Categories				1, Improve the quality of owner housing ▼			
<input type="checkbox"/> Availability/Accessibility <input type="checkbox"/> Affordability <input type="checkbox"/> Sustainability				2, ▼			
				3, ▼			
Project-level Accomplishments	Accompl. Type: ▼	Proposed			Accompl. Type: ▼	Proposed	
		Underway				Underway	
		Complete				Complete	
	Accompl. Type: ▼	Proposed			Accompl. Type: ▼	Proposed	
		Underway				Underway	
		Complete				Complete	
	Accompl. Type: ▼	Proposed			Accompl. Type: ▼	Proposed	
		Underway				Underway	
		Complete				Complete	
Proposed Outcome		Performance Measure			Actual Outcome		
14H Rehabilitation Administration 570.202 ▼				Matrix Codes ▼			
Matrix Codes ▼				Matrix Codes ▼			
Matrix Codes ▼				Matrix Codes ▼			
Program Year 1	CDBG ▼	Proposed Amt.	161,760		Fund Source: ▼	Proposed Amt.	
		Actual Amount	766			Actual Amount	
	Fund Source: ▼	Proposed Amt.			Fund Source: ▼	Proposed Amt.	
		Actual Amount				Actual Amount	
	Accompl. Type: ▼	Proposed Units			Accompl. Type: ▼	Proposed Units	
		Actual Units				Actual Units	
	Accompl. Type: ▼	Proposed Units			Accompl. Type: ▼	Proposed Units	
		Actual Units				Actual Units	

Program Year 2	Fund Source: ▼	Proposed Amt.		Fund Source: ▼	Proposed Amt.	
		Actual Amount			Actual Amount	
	Fund Source: ▼	Proposed Amt.		Fund Source: ▼	Proposed Amt.	
		Actual Amount			Actual Amount	
	Accompl. Type: ▼	Proposed Units		Accompl. Type: ▼	Proposed Units	
		Actual Units			Actual Units	
	Accompl. Type: ▼	Proposed Units		Accompl. Type: ▼	Proposed Units	
		Actual Units			Actual Units	
Program Year 3	Fund Source: ▼	Proposed Amt.		Fund Source: ▼	Proposed Amt.	
		Actual Amount			Actual Amount	
	Fund Source: ▼	Proposed Amt.		Fund Source: ▼	Proposed Amt.	
		Actual Amount			Actual Amount	
	Accompl. Type: ▼	Proposed Units		Accompl. Type: ▼	Proposed Units	
		Actual Units			Actual Units	
	Accompl. Type: ▼	Proposed Units		Accompl. Type: ▼	Proposed Units	
		Actual Units			Actual Units	
Program Year 4	Fund Source: ▼	Proposed Amt.		Fund Source: ▼	Proposed Amt.	
		Actual Amount			Actual Amount	
	Fund Source: ▼	Proposed Amt.		Fund Source: ▼	Proposed Amt.	
		Actual Amount			Actual Amount	
	Accompl. Type: ▼	Proposed Units		Accompl. Type: ▼	Proposed Units	
		Actual Units			Actual Units	
	Accompl. Type: ▼	Proposed Units		Accompl. Type: ▼	Proposed Units	
		Actual Units			Actual Units	
Program Year 5	Fund Source: ▼	Proposed Amt.		Fund Source: ▼	Proposed Amt.	
		Actual Amount			Actual Amount	
	Fund Source: ▼	Proposed Amt.		Fund Source: ▼	Proposed Amt.	
		Actual Amount			Actual Amount	
	Accompl. Type: ▼	Proposed Units		Accompl. Type: ▼	Proposed Units	
		Actual Units			Actual Units	
	Accompl. Type: ▼	Proposed Units		Accompl. Type: ▼	Proposed Units	
		Actual Units			Actual Units	

Project Name: COH Emergency Repair						
Description:	IDIS Project #: 467 UOG Code: NV320096 HENDERSON					
The project provides emergency repair grants to homeowners below 50% AMI, to assist them in maintaining their existing affordable housing.						
Location:	Priority Need Category					
240 Water Street Henderson, NV 89015	Select one: Owner Occupied Housing ▼					
Explanation:						
Expected Completion Date:						
6/30/2011						
Objective Category						
<input checked="" type="radio"/> Decent Housing						
<input type="radio"/> Suitable Living Environment						
<input type="radio"/> Economic Opportunity						
Specific Objectives						
Outcome Categories	1, Improve the quality of owner housing ▼					
<input type="checkbox"/> Availability/Accessibility	2, ▼					
<input type="checkbox"/> Affordability	3, ▼					
<input checked="" type="checkbox"/> Sustainability						
Project-level Accomplishments	04 Households ▼	Proposed 15		Accompl. Type: ▼	Proposed	
		Underway			Underway	
		Complete 18			Complete	
	Accompl. Type: ▼	Proposed		Accompl. Type: ▼	Proposed	
		Underway			Underway	
		Complete			Complete	
	Accompl. Type: ▼	Proposed		Accompl. Type: ▼	Proposed	
		Underway			Underway	
		Complete			Complete	
Proposed Outcome	Performance Measure	Actual Outcome				
Sustain affordable owner housing	15 households receive emergency repair assistance	18 households received emergency repair assistance				
14A Rehab; Single-Unit Residential 570.202 ▼	Matrix Codes ▼					
Matrix Codes ▼	Matrix Codes ▼					
Matrix Codes ▼	Matrix Codes ▼					
Program Year 1	CDBG ▼	Proposed Amt. 50,000		Fund Source: ▼	Proposed Amt.	
		Actual Amount 34,182			Actual Amount	
	Fund Source: ▼	Proposed Amt.		Fund Source: ▼	Proposed Amt.	
		Actual Amount			Actual Amount	
	Accompl. Type: ▼	Proposed Units		Accompl. Type: ▼	Proposed Units	
		Actual Units			Actual Units	
	Accompl. Type: ▼	Proposed Units		Accompl. Type: ▼	Proposed Units	
		Actual Units			Actual Units	

Program Year 2	Fund Source: ▼	Proposed Amt.		Fund Source: ▼	Proposed Amt.	
		Actual Amount			Actual Amount	
	Fund Source: ▼	Proposed Amt.		Fund Source: ▼	Proposed Amt.	
		Actual Amount			Actual Amount	
	Accompl. Type: ▼	Proposed Units		Accompl. Type: ▼	Proposed Units	
		Actual Units			Actual Units	
	Accompl. Type: ▼	Proposed Units		Accompl. Type: ▼	Proposed Units	
		Actual Units			Actual Units	
Program Year 3	Fund Source: ▼	Proposed Amt.		Fund Source: ▼	Proposed Amt.	
		Actual Amount			Actual Amount	
	Fund Source: ▼	Proposed Amt.		Fund Source: ▼	Proposed Amt.	
		Actual Amount			Actual Amount	
	Accompl. Type: ▼	Proposed Units		Accompl. Type: ▼	Proposed Units	
		Actual Units			Actual Units	
	Accompl. Type: ▼	Proposed Units		Accompl. Type: ▼	Proposed Units	
		Actual Units			Actual Units	
Program Year 4	Fund Source: ▼	Proposed Amt.		Fund Source: ▼	Proposed Amt.	
		Actual Amount			Actual Amount	
	Fund Source: ▼	Proposed Amt.		Fund Source: ▼	Proposed Amt.	
		Actual Amount			Actual Amount	
	Accompl. Type: ▼	Proposed Units		Accompl. Type: ▼	Proposed Units	
		Actual Units			Actual Units	
	Accompl. Type: ▼	Proposed Units		Accompl. Type: ▼	Proposed Units	
		Actual Units			Actual Units	
Program Year 5	Fund Source: ▼	Proposed Amt.		Fund Source: ▼	Proposed Amt.	
		Actual Amount			Actual Amount	
	Fund Source: ▼	Proposed Amt.		Fund Source: ▼	Proposed Amt.	
		Actual Amount			Actual Amount	
	Accompl. Type: ▼	Proposed Units		Accompl. Type: ▼	Proposed Units	
		Actual Units			Actual Units	
	Accompl. Type: ▼	Proposed Units		Accompl. Type: ▼	Proposed Units	
		Actual Units			Actual Units	

Project Name: Rebuilding Together National Rebuilding Day					
Description:	IDIS Project #: 468 UOG Code: NV320096 HENDERSON The project will rehabilitate homes of low-income elderly and households with disabilities.				
Location: 611 South Ninth St. Las Vegas, NV 89101	Priority Need Category Select one: Owner Occupied Housing ▼ Explanation:				
Expected Completion Date: 6/30/2011	Specific Objectives 1, Improve the quality of owner housing ▼ 2, ▼ 3, ▼				
Objective Category <input checked="" type="radio"/> Decent Housing <input type="radio"/> Suitable Living Environment <input type="radio"/> Economic Opportunity					
Outcome Categories <input type="checkbox"/> Availability/Accessibility <input type="checkbox"/> Affordability <input checked="" type="checkbox"/> Sustainability					
Project-level Accomplishments	10 Housing Units ▼	Proposed 2	Accompl. Type: ▼	Proposed	
		Underway		Underway	
		Complete 3		Complete	
	Accompl. Type: ▼	Proposed	Accompl. Type: ▼	Proposed	
		Underway		Underway	
		Complete		Complete	
	Accompl. Type: ▼	Proposed	Accompl. Type: ▼	Proposed	
		Underway		Underway	
		Complete		Complete	
Proposed Outcome		Performance Measure		Actual Outcome	
Improve sustainability of affordable housing		Rehabilitate 2 affordable homes		3 homes received emergency repairs	
14A Rehab; Single-Unit Residential 570.202 ▼			Matrix Codes ▼		
Matrix Codes ▼			Matrix Codes ▼		
Matrix Codes ▼			Matrix Codes ▼		
Program Year 1	CDBG ▼	Proposed Amt. 5,000		Fund Source: ▼	Proposed Amt.
		Actual Amount 4,886			Actual Amount
	Fund Source: ▼	Proposed Amt.		Fund Source: ▼	Proposed Amt.
		Actual Amount			Actual Amount
	Accompl. Type: ▼	Proposed Units		Accompl. Type: ▼	Proposed Units
		Actual Units			Actual Units
	Accompl. Type: ▼	Proposed Units		Accompl. Type: ▼	Proposed Units
		Actual Units			Actual Units

Program Year 2	Fund Source: ▼	Proposed Amt.		Fund Source: ▼	Proposed Amt.	
		Actual Amount			Actual Amount	
	Fund Source: ▼	Proposed Amt.		Fund Source: ▼	Proposed Amt.	
		Actual Amount			Actual Amount	
	Accompl. Type: ▼	Proposed Units		Accompl. Type: ▼	Proposed Units	
		Actual Units			Actual Units	
	Accompl. Type: ▼	Proposed Units		Accompl. Type: ▼	Proposed Units	
		Actual Units			Actual Units	
Program Year 3	Fund Source: ▼	Proposed Amt.		Fund Source: ▼	Proposed Amt.	
		Actual Amount			Actual Amount	
	Fund Source: ▼	Proposed Amt.		Fund Source: ▼	Proposed Amt.	
		Actual Amount			Actual Amount	
	Accompl. Type: ▼	Proposed Units		Accompl. Type: ▼	Proposed Units	
		Actual Units			Actual Units	
	Accompl. Type: ▼	Proposed Units		Accompl. Type: ▼	Proposed Units	
		Actual Units			Actual Units	
Program Year 4	Fund Source: ▼	Proposed Amt.		Fund Source: ▼	Proposed Amt.	
		Actual Amount			Actual Amount	
	Fund Source: ▼	Proposed Amt.		Fund Source: ▼	Proposed Amt.	
		Actual Amount			Actual Amount	
	Accompl. Type: ▼	Proposed Units		Accompl. Type: ▼	Proposed Units	
		Actual Units			Actual Units	
	Accompl. Type: ▼	Proposed Units		Accompl. Type: ▼	Proposed Units	
		Actual Units			Actual Units	
Program Year 5	Fund Source: ▼	Proposed Amt.		Fund Source: ▼	Proposed Amt.	
		Actual Amount			Actual Amount	
	Fund Source: ▼	Proposed Amt.		Fund Source: ▼	Proposed Amt.	
		Actual Amount			Actual Amount	
	Accompl. Type: ▼	Proposed Units		Accompl. Type: ▼	Proposed Units	
		Actual Units			Actual Units	
	Accompl. Type: ▼	Proposed Units		Accompl. Type: ▼	Proposed Units	
		Actual Units			Actual Units	

Project Name: Opportunity Village Campus Expansion						
Description:	IDIS Project #: 469 UOG Code: NV320096 HENDERSON					
The project will assist with site improvements associated with construction of a warehouse/storage facility for use by this organization serving persons with disabilities.						
Location: 451 E Lake Mead Pkwy. Henderson, NV 89015	Priority Need Category Select one: Public Facilities ▼					
Expected Completion Date: 6/30/2011	Explanation:					
Objective Category <input type="radio"/> Decent Housing <input checked="" type="radio"/> Suitable Living Environment <input type="radio"/> Economic Opportunity	Specific Objectives					
Outcome Categories <input checked="" type="checkbox"/> Availability/Accessibility <input type="checkbox"/> Affordability <input type="checkbox"/> Sustainability	1, Improve quality / increase quantity of neighborhood facilities for low-income persons ▼ 2, ▼ 3, ▼					
Project-level Accomplishments	11 Public Facilities ▼	Proposed	1	Accompl. Type: ▼	Proposed	
		Underway	1		Underway	
		Complete	0		Complete	
	Accompl. Type: ▼	Proposed		Accompl. Type: ▼	Proposed	
		Underway			Underway	
		Complete			Complete	
	Accompl. Type: ▼	Proposed		Accompl. Type: ▼	Proposed	
		Underway			Underway	
		Complete			Complete	
Proposed Outcome		Performance Measure		Actual Outcome		
Improve availability of facilities for disabled		Provide assistance for expansion of facility campus		Facility is underway		
03B Handicapped Centers 570.201(c) ▼		Matrix Codes ▼		Matrix Codes ▼		
Matrix Codes ▼		Matrix Codes ▼		Matrix Codes ▼		
Matrix Codes ▼		Matrix Codes ▼		Matrix Codes ▼		
Program Year 1	CDBG ▼	Proposed Amt.	200,000	Fund Source: ▼	Proposed Amt.	
		Actual Amount	0		Actual Amount	
	Fund Source: ▼	Proposed Amt.		Fund Source: ▼	Proposed Amt.	
		Actual Amount			Actual Amount	
	Accompl. Type: ▼	Proposed Units		Accompl. Type: ▼	Proposed Units	
		Actual Units			Actual Units	
	Accompl. Type: ▼	Proposed Units		Accompl. Type: ▼	Proposed Units	
		Actual Units			Actual Units	

Program Year 2	Fund Source: ▼	Proposed Amt.		Fund Source: ▼	Proposed Amt.	
		Actual Amount			Actual Amount	
	Fund Source: ▼	Proposed Amt.		Fund Source: ▼	Proposed Amt.	
		Actual Amount			Actual Amount	
	Accompl. Type: ▼	Proposed Units		Accompl. Type: ▼	Proposed Units	
		Actual Units			Actual Units	
	Accompl. Type: ▼	Proposed Units		Accompl. Type: ▼	Proposed Units	
		Actual Units			Actual Units	
Program Year 3	Fund Source: ▼	Proposed Amt.		Fund Source: ▼	Proposed Amt.	
		Actual Amount			Actual Amount	
	Fund Source: ▼	Proposed Amt.		Fund Source: ▼	Proposed Amt.	
		Actual Amount			Actual Amount	
	Accompl. Type: ▼	Proposed Units		Accompl. Type: ▼	Proposed Units	
		Actual Units			Actual Units	
	Accompl. Type: ▼	Proposed Units		Accompl. Type: ▼	Proposed Units	
		Actual Units			Actual Units	
Program Year 4	Fund Source: ▼	Proposed Amt.		Fund Source: ▼	Proposed Amt.	
		Actual Amount			Actual Amount	
	Fund Source: ▼	Proposed Amt.		Fund Source: ▼	Proposed Amt.	
		Actual Amount			Actual Amount	
	Accompl. Type: ▼	Proposed Units		Accompl. Type: ▼	Proposed Units	
		Actual Units			Actual Units	
	Accompl. Type: ▼	Proposed Units		Accompl. Type: ▼	Proposed Units	
		Actual Units			Actual Units	
Program Year 5	Fund Source: ▼	Proposed Amt.		Fund Source: ▼	Proposed Amt.	
		Actual Amount			Actual Amount	
	Fund Source: ▼	Proposed Amt.		Fund Source: ▼	Proposed Amt.	
		Actual Amount			Actual Amount	
	Accompl. Type: ▼	Proposed Units		Accompl. Type: ▼	Proposed Units	
		Actual Units			Actual Units	
	Accompl. Type: ▼	Proposed Units		Accompl. Type: ▼	Proposed Units	
		Actual Units			Actual Units	

Project Name: COH Public Works Trailer Estates Phase 1					
Description:	IDIS Project #: 470 UOG Code: NV320096 HENDERSON				
This is an infrastructure project in one of the older neighborhoods of the City, consisting of removing and replacing streetlight poles, moving overgead power lines underground, and installing approximately 17,000 sf of sidewalk.					
Location: Trailer Estates Neighborhood Valley View Planning Area Census Tract 54.21 Henderson, NV	Priority Need Category Select one: Infrastructure ▼ Explanation:				
Expected Completion Date: 6/30/2011	Specific Objectives 1, Improve quality / increase quantity of public improvements for lower income persons ▼ 2, ▼ 3, ▼				
Objective Category <input type="radio"/> Decent Housing <input checked="" type="radio"/> Suitable Living Environment <input type="radio"/> Economic Opportunity					
Outcome Categories <input type="checkbox"/> Availability/Accessibility <input type="checkbox"/> Affordability <input checked="" type="checkbox"/> Sustainability					
Project-level Accomplishments	11 Public Facilities ▼	Proposed 1	Accompl. Type: ▼	Proposed	
		Underway 1		Underway	
		Complete 0		Complete	
	Accompl. Type: ▼	Proposed	Accompl. Type: ▼	Proposed	
		Underway		Underway	
		Complete		Complete	
	Accompl. Type: ▼	Proposed	Accompl. Type: ▼	Proposed	
		Underway		Underway	
		Complete		Complete	
Proposed Outcome		Performance Measure		Actual Outcome	
Improve safety & livability of neighborhoods		Provide assistance for street/sidewalk improvements		Street improvements are underway	
03 Public Facilities and Improvements (General) 570.201(c) ▼		Matrix Codes ▼			
Matrix Codes ▼		Matrix Codes ▼			
Matrix Codes ▼		Matrix Codes ▼			
Program Year 1	CDBG ▼	Proposed Amt. 252,110		Fund Source: ▼	Proposed Amt.
		Actual Amount 0		Actual Amount	
	Fund Source: ▼	Proposed Amt.		Fund Source: ▼	Proposed Amt.
		Actual Amount			Actual Amount
	Accompl. Type: ▼	Proposed Units		Accompl. Type: ▼	Proposed Units
		Actual Units			Actual Units
	Accompl. Type: ▼	Proposed Units		Accompl. Type: ▼	Proposed Units
		Actual Units			Actual Units

Program Year 2	Fund Source: ▼	Proposed Amt.		Fund Source: ▼	Proposed Amt.	
		Actual Amount			Actual Amount	
	Fund Source: ▼	Proposed Amt.		Fund Source: ▼	Proposed Amt.	
		Actual Amount			Actual Amount	
	Accompl. Type: ▼	Proposed Units		Accompl. Type: ▼	Proposed Units	
		Actual Units			Actual Units	
	Accompl. Type: ▼	Proposed Units		Accompl. Type: ▼	Proposed Units	
		Actual Units			Actual Units	
Program Year 3	Fund Source: ▼	Proposed Amt.		Fund Source: ▼	Proposed Amt.	
		Actual Amount			Actual Amount	
	Fund Source: ▼	Proposed Amt.		Fund Source: ▼	Proposed Amt.	
		Actual Amount			Actual Amount	
	Accompl. Type: ▼	Proposed Units		Accompl. Type: ▼	Proposed Units	
		Actual Units			Actual Units	
	Accompl. Type: ▼	Proposed Units		Accompl. Type: ▼	Proposed Units	
		Actual Units			Actual Units	
Program Year 4	Fund Source: ▼	Proposed Amt.		Fund Source: ▼	Proposed Amt.	
		Actual Amount			Actual Amount	
	Fund Source: ▼	Proposed Amt.		Fund Source: ▼	Proposed Amt.	
		Actual Amount			Actual Amount	
	Accompl. Type: ▼	Proposed Units		Accompl. Type: ▼	Proposed Units	
		Actual Units			Actual Units	
	Accompl. Type: ▼	Proposed Units		Accompl. Type: ▼	Proposed Units	
		Actual Units			Actual Units	
Program Year 5	Fund Source: ▼	Proposed Amt.		Fund Source: ▼	Proposed Amt.	
		Actual Amount			Actual Amount	
	Fund Source: ▼	Proposed Amt.		Fund Source: ▼	Proposed Amt.	
		Actual Amount			Actual Amount	
	Accompl. Type: ▼	Proposed Units		Accompl. Type: ▼	Proposed Units	
		Actual Units			Actual Units	
	Accompl. Type: ▼	Proposed Units		Accompl. Type: ▼	Proposed Units	
		Actual Units			Actual Units	

Project Name: COH Parks & Recreation BMI Pool House Renovation							
Description:	IDIS Project #: 472 UOG Code: NV320096 HENDERSON						
This project will remove existing deteriorated floor surfaces and replacing entire floor surface, installing concrete locker pads, and replacing plumbing fixtures in the Pool House of this community pool.							
Location: 105 W. Basic Road Henderson, NV 89015	Priority Need Category Select one: Public Facilities ▼						
Expected Completion Date: 6/30/2011	Explanation:						
Objective Category <input type="radio"/> Decent Housing <input checked="" type="radio"/> Suitable Living Environment <input type="radio"/> Economic Opportunity	Specific Objectives						
Outcome Categories <input checked="" type="checkbox"/> Availability/Accessibility <input type="checkbox"/> Affordability <input type="checkbox"/> Sustainability	1, Improve quality / increase quantity of neighborhood facilities for low-income persons ▼ 2, ▼ 3, ▼						
Project-level Accomplishments	11 Public Facilities ▼	Proposed	1		Accompl. Type: ▼	Proposed	
		Underway				Underway	
		Complete	1			Complete	
	Accompl. Type: ▼	Proposed			Accompl. Type: ▼	Proposed	
		Underway				Underway	
		Complete				Complete	
	Accompl. Type: ▼	Proposed			Accompl. Type: ▼	Proposed	
		Underway				Underway	
		Complete				Complete	
Proposed Outcome	Performance Measure	Actual Outcome					
Improve community facilities	Rehabilitate the pool house at the community pool	Pool house renovations are complete					
03 Public Facilities and Improvements (General) 570.201(c) ▼		Matrix Codes ▼					
Matrix Codes ▼		Matrix Codes ▼					
Matrix Codes ▼		Matrix Codes ▼					
Program Year 1	CDBG ▼	Proposed Amt.	45,000		Fund Source: ▼	Proposed Amt.	
		Actual Amount	29,860			Actual Amount	
	Fund Source: ▼	Proposed Amt.			Fund Source: ▼	Proposed Amt.	
		Actual Amount				Actual Amount	
	Accompl. Type: ▼	Proposed Units			Accompl. Type: ▼	Proposed Units	
		Actual Units				Actual Units	
	Accompl. Type: ▼	Proposed Units			Accompl. Type: ▼	Proposed Units	
		Actual Units				Actual Units	

Program Year 2	Fund Source: ▼	Proposed Amt.		Fund Source: ▼	Proposed Amt.	
		Actual Amount			Actual Amount	
	Fund Source: ▼	Proposed Amt.		Fund Source: ▼	Proposed Amt.	
		Actual Amount			Actual Amount	
	Accompl. Type: ▼	Proposed Units		Accompl. Type: ▼	Proposed Units	
		Actual Units			Actual Units	
	Accompl. Type: ▼	Proposed Units		Accompl. Type: ▼	Proposed Units	
		Actual Units			Actual Units	
Program Year 3	Fund Source: ▼	Proposed Amt.		Fund Source: ▼	Proposed Amt.	
		Actual Amount			Actual Amount	
	Fund Source: ▼	Proposed Amt.		Fund Source: ▼	Proposed Amt.	
		Actual Amount			Actual Amount	
	Accompl. Type: ▼	Proposed Units		Accompl. Type: ▼	Proposed Units	
		Actual Units			Actual Units	
	Accompl. Type: ▼	Proposed Units		Accompl. Type: ▼	Proposed Units	
		Actual Units			Actual Units	
Program Year 4	Fund Source: ▼	Proposed Amt.		Fund Source: ▼	Proposed Amt.	
		Actual Amount			Actual Amount	
	Fund Source: ▼	Proposed Amt.		Fund Source: ▼	Proposed Amt.	
		Actual Amount			Actual Amount	
	Accompl. Type: ▼	Proposed Units		Accompl. Type: ▼	Proposed Units	
		Actual Units			Actual Units	
	Accompl. Type: ▼	Proposed Units		Accompl. Type: ▼	Proposed Units	
		Actual Units			Actual Units	
Program Year 5	Fund Source: ▼	Proposed Amt.		Fund Source: ▼	Proposed Amt.	
		Actual Amount			Actual Amount	
	Fund Source: ▼	Proposed Amt.		Fund Source: ▼	Proposed Amt.	
		Actual Amount			Actual Amount	
	Accompl. Type: ▼	Proposed Units		Accompl. Type: ▼	Proposed Units	
		Actual Units			Actual Units	
	Accompl. Type: ▼	Proposed Units		Accompl. Type: ▼	Proposed Units	
		Actual Units			Actual Units	

Project Name: COH Parks & Recreation Wells Pool Deck						
Description:	IDIS Project #: 471 UOG Code: NV320096 HENDERSON This project includes removing/replacing the entire existing pool deck material surrounding this community pool.					
Location: 1629 Moser Dr. Henderson, NV 89015	Priority Need Category Select one: Public Facilities ▼ Explanation:					
Expected Completion Date: 6/30/2011	Specific Objectives 1, Improve quality / increase quantity of neighborhood facilities for low-income persons ▼ 2, ▼ 3, ▼					
Objective Category <input type="radio"/> Decent Housing <input checked="" type="radio"/> Suitable Living Environment <input type="radio"/> Economic Opportunity						
Outcome Categories <input checked="" type="checkbox"/> Availability/Accessibility <input type="checkbox"/> Affordability <input type="checkbox"/> Sustainability						
Project-level Accomplishments	11 Public Facilities ▼	Proposed 1		Accompl. Type: ▼	Proposed	
		Underway			Underway	
		Complete 1			Complete	
	Accompl. Type: ▼	Proposed		Accompl. Type: ▼	Proposed	
		Underway			Underway	
		Complete			Complete	
	Accompl. Type: ▼	Proposed		Accompl. Type: ▼	Proposed	
		Underway			Underway	
		Complete			Complete	
Proposed Outcome	Performance Measure	Actual Outcome				
Improve community facilities	Remove/replace the pool deck at community pool	Repairs to the pool deck are complete				
03 Public Facilities and Improvements (General) 570.201(c) ▼		Matrix Codes ▼				
Matrix Codes ▼		Matrix Codes ▼				
Matrix Codes ▼		Matrix Codes ▼				
Program Year 1	CDBG ▼	Proposed Amt. 45,000		Fund Source: ▼	Proposed Amt.	
		Actual Amount 45,000			Actual Amount	
	Fund Source: ▼	Proposed Amt.		Fund Source: ▼	Proposed Amt.	
		Actual Amount			Actual Amount	
	Accompl. Type: ▼	Proposed Units		Accompl. Type: ▼	Proposed Units	
		Actual Units			Actual Units	
	Accompl. Type: ▼	Proposed Units		Accompl. Type: ▼	Proposed Units	
		Actual Units			Actual Units	

Program Year 2	Fund Source: ▼	Proposed Amt.		Fund Source: ▼	Proposed Amt.	
		Actual Amount			Actual Amount	
	Fund Source: ▼	Proposed Amt.		Fund Source: ▼	Proposed Amt.	
		Actual Amount			Actual Amount	
	Accompl. Type: ▼	Proposed Units		Accompl. Type: ▼	Proposed Units	
		Actual Units			Actual Units	
	Accompl. Type: ▼	Proposed Units		Accompl. Type: ▼	Proposed Units	
		Actual Units			Actual Units	
Program Year 3	Fund Source: ▼	Proposed Amt.		Fund Source: ▼	Proposed Amt.	
		Actual Amount			Actual Amount	
	Fund Source: ▼	Proposed Amt.		Fund Source: ▼	Proposed Amt.	
		Actual Amount			Actual Amount	
	Accompl. Type: ▼	Proposed Units		Accompl. Type: ▼	Proposed Units	
		Actual Units			Actual Units	
	Accompl. Type: ▼	Proposed Units		Accompl. Type: ▼	Proposed Units	
		Actual Units			Actual Units	
Program Year 4	Fund Source: ▼	Proposed Amt.		Fund Source: ▼	Proposed Amt.	
		Actual Amount			Actual Amount	
	Fund Source: ▼	Proposed Amt.		Fund Source: ▼	Proposed Amt.	
		Actual Amount			Actual Amount	
	Accompl. Type: ▼	Proposed Units		Accompl. Type: ▼	Proposed Units	
		Actual Units			Actual Units	
	Accompl. Type: ▼	Proposed Units		Accompl. Type: ▼	Proposed Units	
		Actual Units			Actual Units	
Program Year 5	Fund Source: ▼	Proposed Amt.		Fund Source: ▼	Proposed Amt.	
		Actual Amount			Actual Amount	
	Fund Source: ▼	Proposed Amt.		Fund Source: ▼	Proposed Amt.	
		Actual Amount			Actual Amount	
	Accompl. Type: ▼	Proposed Units		Accompl. Type: ▼	Proposed Units	
		Actual Units			Actual Units	
	Accompl. Type: ▼	Proposed Units		Accompl. Type: ▼	Proposed Units	
		Actual Units			Actual Units	

Project Name: COH Parks & Recreation Valley View Vending Area Renovation						
Description:	IDIS Project #: 473 UOG Code: NV320096 HENDERSON					
This project will remove accessibility barriers by removing and replacing existing vending area non-ADA-compliant furniture fixtures in this community center.						
Location: 500 Harris Street Henderson, NV 89015	Priority Need Category Select one: Public Facilities ▼ Explanation:					
Expected Completion Date: 6/30/2011	Specific Objectives 1, Improve quality / increase quantity of neighborhood facilities for low-income persons ▼ 2, ▼ 3, ▼					
Objective Category <input type="radio"/> Decent Housing <input checked="" type="radio"/> Suitable Living Environment <input type="radio"/> Economic Opportunity						
Outcome Categories <input checked="" type="checkbox"/> Availability/Accessibility <input type="checkbox"/> Affordability <input type="checkbox"/> Sustainability						
Project-level Accomplishments	11 Public Facilities ▼	Proposed 1		Accompl. Type: ▼	Proposed	
		Underway			Underway	
		Complete 1			Complete	
	Accompl. Type: ▼	Proposed		Accompl. Type: ▼	Proposed	
		Underway			Underway	
		Complete			Complete	
	Accompl. Type: ▼	Proposed		Accompl. Type: ▼	Proposed	
		Underway			Underway	
		Complete			Complete	
Proposed Outcome	Performance Measure	Actual Outcome				
Improve community facilities	Remove accessibility barriers in community facility	Barriers were removed from facility and replaced with ADA-accessible				
03 Public Facilities and Improvements (General) 570.201(c) ▼		Matrix Codes ▼				
Matrix Codes ▼		Matrix Codes ▼				
Matrix Codes ▼		Matrix Codes ▼				
Program Year 1	CDBG ▼	Proposed Amt. 25,000		Fund Source: ▼	Proposed Amt.	
		Actual Amount 23,568			Actual Amount	
	Fund Source: ▼	Proposed Amt.		Fund Source: ▼	Proposed Amt.	
		Actual Amount			Actual Amount	
	Accompl. Type: ▼	Proposed Units		Accompl. Type: ▼	Proposed Units	
		Actual Units			Actual Units	
	Accompl. Type: ▼	Proposed Units		Accompl. Type: ▼	Proposed Units	
		Actual Units			Actual Units	

Program Year 2	Fund Source: ▼	Proposed Amt.		Fund Source: ▼	Proposed Amt.	
		Actual Amount			Actual Amount	
	Fund Source: ▼	Proposed Amt.		Fund Source: ▼	Proposed Amt.	
		Actual Amount			Actual Amount	
	Accompl. Type: ▼	Proposed Units		Accompl. Type: ▼	Proposed Units	
		Actual Units			Actual Units	
	Accompl. Type: ▼	Proposed Units		Accompl. Type: ▼	Proposed Units	
		Actual Units			Actual Units	
Program Year 3	Fund Source: ▼	Proposed Amt.		Fund Source: ▼	Proposed Amt.	
		Actual Amount			Actual Amount	
	Fund Source: ▼	Proposed Amt.		Fund Source: ▼	Proposed Amt.	
		Actual Amount			Actual Amount	
	Accompl. Type: ▼	Proposed Units		Accompl. Type: ▼	Proposed Units	
		Actual Units			Actual Units	
	Accompl. Type: ▼	Proposed Units		Accompl. Type: ▼	Proposed Units	
		Actual Units			Actual Units	
Program Year 4	Fund Source: ▼	Proposed Amt.		Fund Source: ▼	Proposed Amt.	
		Actual Amount			Actual Amount	
	Fund Source: ▼	Proposed Amt.		Fund Source: ▼	Proposed Amt.	
		Actual Amount			Actual Amount	
	Accompl. Type: ▼	Proposed Units		Accompl. Type: ▼	Proposed Units	
		Actual Units			Actual Units	
	Accompl. Type: ▼	Proposed Units		Accompl. Type: ▼	Proposed Units	
		Actual Units			Actual Units	
Program Year 5	Fund Source: ▼	Proposed Amt.		Fund Source: ▼	Proposed Amt.	
		Actual Amount			Actual Amount	
	Fund Source: ▼	Proposed Amt.		Fund Source: ▼	Proposed Amt.	
		Actual Amount			Actual Amount	
	Accompl. Type: ▼	Proposed Units		Accompl. Type: ▼	Proposed Units	
		Actual Units			Actual Units	
	Accompl. Type: ▼	Proposed Units		Accompl. Type: ▼	Proposed Units	
		Actual Units			Actual Units	

Project Name: Nevada Small Business Development Center						
Description:	IDIS Project #: 474 UOG Code: NV320096 HENDERSON					
The project provides training and technical assistance, including assessment, business planning, and funding guidance for development of micro-enterprises.						
Location: UNLV College of Business NSBDC 112 Water Street Henderson, NV 89015	Priority Need Category Select one: Economic Development ▼					
Expected Completion Date: 6/30/2011	Explanation:					
Objective Category <input type="radio"/> Decent Housing <input type="radio"/> Suitable Living Environment <input checked="" type="radio"/> Economic Opportunity	Specific Objectives					
Outcome Categories <input type="checkbox"/> Availability/Accessibility <input type="checkbox"/> Affordability <input checked="" type="checkbox"/> Sustainability	1, Improve economic opportunities for low-income persons ▼ 2, ▼ 3, ▼					
Project-level Accomplishments	Other ▼	Proposed 6		Accompl. Type: ▼	Proposed	
		Underway			Underway	
	Microenterprises	Complete 5			Complete	
	Accompl. Type: ▼	Proposed		Accompl. Type: ▼	Proposed	
		Underway			Underway	
		Complete			Complete	
	Accompl. Type: ▼	Proposed		Accompl. Type: ▼	Proposed	
		Underway			Underway	
		Complete			Complete	
	Proposed Outcome		Performance Measure		Actual Outcome	
	Sustain economic opportunity		Establish 6 microenterprises		5 microenterprises were established	
	18C Micro-Enterprise Assistance ▼			Matrix Codes ▼		
Matrix Codes ▼			Matrix Codes ▼			
Matrix Codes ▼			Matrix Codes ▼			
Program Year 1	CDBG ▼	Proposed Amt. 27,500		Fund Source: ▼	Proposed Amt.	
		Actual Amount 27,494			Actual Amount	
	Fund Source: ▼	Proposed Amt.		Fund Source: ▼	Proposed Amt.	
		Actual Amount			Actual Amount	
	Accompl. Type: ▼	Proposed Units		Accompl. Type: ▼	Proposed Units	
		Actual Units			Actual Units	
	Accompl. Type: ▼	Proposed Units		Accompl. Type: ▼	Proposed Units	
		Actual Units			Actual Units	

Program Year 2	Fund Source: ▼	Proposed Amt.		Fund Source: ▼	Proposed Amt.	
		Actual Amount			Actual Amount	
	Fund Source: ▼	Proposed Amt.		Fund Source: ▼	Proposed Amt.	
		Actual Amount			Actual Amount	
	Accompl. Type: ▼	Proposed Units		Accompl. Type: ▼	Proposed Units	
		Actual Units			Actual Units	
	Accompl. Type: ▼	Proposed Units		Accompl. Type: ▼	Proposed Units	
		Actual Units			Actual Units	
Program Year 3	Fund Source: ▼	Proposed Amt.		Fund Source: ▼	Proposed Amt.	
		Actual Amount			Actual Amount	
	Fund Source: ▼	Proposed Amt.		Fund Source: ▼	Proposed Amt.	
		Actual Amount			Actual Amount	
	Accompl. Type: ▼	Proposed Units		Accompl. Type: ▼	Proposed Units	
		Actual Units			Actual Units	
	Accompl. Type: ▼	Proposed Units		Accompl. Type: ▼	Proposed Units	
		Actual Units			Actual Units	
Program Year 4	Fund Source: ▼	Proposed Amt.		Fund Source: ▼	Proposed Amt.	
		Actual Amount			Actual Amount	
	Fund Source: ▼	Proposed Amt.		Fund Source: ▼	Proposed Amt.	
		Actual Amount			Actual Amount	
	Accompl. Type: ▼	Proposed Units		Accompl. Type: ▼	Proposed Units	
		Actual Units			Actual Units	
	Accompl. Type: ▼	Proposed Units		Accompl. Type: ▼	Proposed Units	
		Actual Units			Actual Units	
Program Year 5	Fund Source: ▼	Proposed Amt.		Fund Source: ▼	Proposed Amt.	
		Actual Amount			Actual Amount	
	Fund Source: ▼	Proposed Amt.		Fund Source: ▼	Proposed Amt.	
		Actual Amount			Actual Amount	
	Accompl. Type: ▼	Proposed Units		Accompl. Type: ▼	Proposed Units	
		Actual Units			Actual Units	
	Accompl. Type: ▼	Proposed Units		Accompl. Type: ▼	Proposed Units	
		Actual Units			Actual Units	

Project Name: COH CDBG Administration							
Description:	IDIS Project #: 475 UOG Code: NV320096 HENDERSON						
Provide support for the City's general administration, oversight, and coordination of CDBG and Consolidated Plan activities.							
Location:	Priority Need Category						
240 Water Street Henderson, NV 89015	Select one: Planning/Administration ▼						
Explanation:							
Expected Completion Date:							
6/30/2011							
Objective Category <input type="radio"/> Decent Housing <input type="radio"/> Suitable Living Environment <input type="radio"/> Economic Opportunity							
Specific Objectives							
Outcome Categories <input type="checkbox"/> Availability/Accessibility <input type="checkbox"/> Affordability <input type="checkbox"/> Sustainability	1, Improve the services for low/mod income persons ▼						
	2, ▼						
	3, ▼						
Project-level Accomplishments	Accompl. Type: ▼	Proposed			Accompl. Type: ▼	Proposed	
		Underway				Underway	
		Complete				Complete	
	Accompl. Type: ▼	Proposed			Accompl. Type: ▼	Proposed	
		Underway				Underway	
		Complete				Complete	
	Accompl. Type: ▼	Proposed			Accompl. Type: ▼	Proposed	
		Underway				Underway	
		Complete				Complete	
Proposed Outcome		Performance Measure		Actual Outcome			
21A General Program Administration 570.206 ▼				Matrix Codes ▼			
Matrix Codes ▼				Matrix Codes ▼			
Matrix Codes ▼				Matrix Codes ▼			
Program Year 1	CDBG ▼	Proposed Amt.	248,974		Fund Source: ▼	Proposed Amt.	
		Actual Amount	205,472			Actual Amount	
	Fund Source: ▼	Proposed Amt.			Fund Source: ▼	Proposed Amt.	
		Actual Amount				Actual Amount	
	Accompl. Type: ▼	Proposed Units			Accompl. Type: ▼	Proposed Units	
		Actual Units				Actual Units	
	Accompl. Type: ▼	Proposed Units			Accompl. Type: ▼	Proposed Units	
		Actual Units				Actual Units	

Program Year 2	Fund Source: ▼	Proposed Amt.		Fund Source: ▼	Proposed Amt.	
		Actual Amount			Actual Amount	
	Fund Source: ▼	Proposed Amt.		Fund Source: ▼	Proposed Amt.	
		Actual Amount			Actual Amount	
	Accompl. Type: ▼	Proposed Units		Accompl. Type: ▼	Proposed Units	
		Actual Units			Actual Units	
	Accompl. Type: ▼	Proposed Units		Accompl. Type: ▼	Proposed Units	
		Actual Units			Actual Units	
Program Year 3	Fund Source: ▼	Proposed Amt.		Fund Source: ▼	Proposed Amt.	
		Actual Amount			Actual Amount	
	Fund Source: ▼	Proposed Amt.		Fund Source: ▼	Proposed Amt.	
		Actual Amount			Actual Amount	
	Accompl. Type: ▼	Proposed Units		Accompl. Type: ▼	Proposed Units	
		Actual Units			Actual Units	
	Accompl. Type: ▼	Proposed Units		Accompl. Type: ▼	Proposed Units	
		Actual Units			Actual Units	
Program Year 4	Fund Source: ▼	Proposed Amt.		Fund Source: ▼	Proposed Amt.	
		Actual Amount			Actual Amount	
	Fund Source: ▼	Proposed Amt.		Fund Source: ▼	Proposed Amt.	
		Actual Amount			Actual Amount	
	Accompl. Type: ▼	Proposed Units		Accompl. Type: ▼	Proposed Units	
		Actual Units			Actual Units	
	Accompl. Type: ▼	Proposed Units		Accompl. Type: ▼	Proposed Units	
		Actual Units			Actual Units	
Program Year 5	Fund Source: ▼	Proposed Amt.		Fund Source: ▼	Proposed Amt.	
		Actual Amount			Actual Amount	
	Fund Source: ▼	Proposed Amt.		Fund Source: ▼	Proposed Amt.	
		Actual Amount			Actual Amount	
	Accompl. Type: ▼	Proposed Units		Accompl. Type: ▼	Proposed Units	
		Actual Units			Actual Units	
	Accompl. Type: ▼	Proposed Units		Accompl. Type: ▼	Proposed Units	
		Actual Units			Actual Units	

Project Name: CHDO Housing Construction				
Description:	IDIS Project #: 479 UOG Code: NV320096 HENDERSON			
This project provides funding to Community Housing Development Organization for construction of affordable housing.				
Location: Citywide	Priority Need Category Select one: Rental Housing ▼			
Expected Completion Date: 6/30/2011	Explanation:			
Objective Category <input checked="" type="radio"/> Decent Housing <input type="radio"/> Suitable Living Environment <input type="radio"/> Economic Opportunity	Specific Objectives			
Outcome Categories <input checked="" type="checkbox"/> Availability/Accessibility <input type="checkbox"/> Affordability <input type="checkbox"/> Sustainability	1, Increase the supply of affordable rental housing ▼ 2, ▼ 3, ▼			
Project-level Accomplishments	10 Housing Units ▼	Proposed 3	Accompl. Type: ▼	Proposed
		Underway		Underway
		Complete 2		Complete
	Accompl. Type: ▼	Proposed	Accompl. Type: ▼	Proposed
		Underway		Underway
		Complete		Complete
	Accompl. Type: ▼	Proposed	Accompl. Type: ▼	Proposed
		Underway		Underway
		Complete		Complete
Proposed Outcome		Performance Measure	Actual Outcome	
Increase supply of affordable housing		Acquire & rehabilitate 3 units	2 homes were acquired and rehabilitated	
14G Acquisition - for Rehabilitation 570.202 ▼		Matrix Codes ▼		
Matrix Codes ▼		Matrix Codes ▼		
Matrix Codes ▼		Matrix Codes ▼		
Program Year 1	HOME ▼	Proposed Amt. 171,252	Fund Source: ▼	Proposed Amt.
		Actual Amount 105,177		Actual Amount
	Fund Source: ▼	Proposed Amt.	Fund Source: ▼	Proposed Amt.
		Actual Amount		Actual Amount
	Accompl. Type: ▼	Proposed Units	Accompl. Type: ▼	Proposed Units
		Actual Units		Actual Units
	Accompl. Type: ▼	Proposed Units	Accompl. Type: ▼	Proposed Units
		Actual Units		Actual Units

Program Year 2	Fund Source: ▼	Proposed Amt.		Fund Source: ▼	Proposed Amt.	
		Actual Amount			Actual Amount	
	Fund Source: ▼	Proposed Amt.		Fund Source: ▼	Proposed Amt.	
		Actual Amount			Actual Amount	
	Accompl. Type: ▼	Proposed Units		Accompl. Type: ▼	Proposed Units	
		Actual Units			Actual Units	
	Accompl. Type: ▼	Proposed Units		Accompl. Type: ▼	Proposed Units	
		Actual Units			Actual Units	
Program Year 3	Fund Source: ▼	Proposed Amt.		Fund Source: ▼	Proposed Amt.	
		Actual Amount			Actual Amount	
	Fund Source: ▼	Proposed Amt.		Fund Source: ▼	Proposed Amt.	
		Actual Amount			Actual Amount	
	Accompl. Type: ▼	Proposed Units		Accompl. Type: ▼	Proposed Units	
		Actual Units			Actual Units	
	Accompl. Type: ▼	Proposed Units		Accompl. Type: ▼	Proposed Units	
		Actual Units			Actual Units	
Program Year 4	Fund Source: ▼	Proposed Amt.		Fund Source: ▼	Proposed Amt.	
		Actual Amount			Actual Amount	
	Fund Source: ▼	Proposed Amt.		Fund Source: ▼	Proposed Amt.	
		Actual Amount			Actual Amount	
	Accompl. Type: ▼	Proposed Units		Accompl. Type: ▼	Proposed Units	
		Actual Units			Actual Units	
	Accompl. Type: ▼	Proposed Units		Accompl. Type: ▼	Proposed Units	
		Actual Units			Actual Units	
Program Year 5	Fund Source: ▼	Proposed Amt.		Fund Source: ▼	Proposed Amt.	
		Actual Amount			Actual Amount	
	Fund Source: ▼	Proposed Amt.		Fund Source: ▼	Proposed Amt.	
		Actual Amount			Actual Amount	
	Accompl. Type: ▼	Proposed Units		Accompl. Type: ▼	Proposed Units	
		Actual Units			Actual Units	
	Accompl. Type: ▼	Proposed Units		Accompl. Type: ▼	Proposed Units	
		Actual Units			Actual Units	

Project Name: First Time Homebuyer Program					
Description:	IDIS Project #: 481 UOG Code: NV320096 HENDERSON				
The project assists first-time homebuyers in purchasing a home.					
Location: 240 Water Street Henderson, NV 89015	Priority Need Category Select one: Owner Occupied Housing ▼				
Expected Completion Date: 6/30/2011	Explanation:				
Objective Category <input checked="" type="radio"/> Decent Housing <input type="radio"/> Suitable Living Environment <input type="radio"/> Economic Opportunity	Specific Objectives				
Outcome Categories <input type="checkbox"/> Availability/Accessibility <input checked="" type="checkbox"/> Affordability <input type="checkbox"/> Sustainability	1, Increase the availability of affordable owner housing ▼ 2, ▼ 3, ▼				
Project-level Accomplishments	04 Households ▼	Proposed 3	Accompl. Type: ▼	Proposed	
		Underway		Underway	
		Complete 3		Complete	
	Accompl. Type: ▼	Proposed	Accompl. Type: ▼	Proposed	
		Underway		Underway	
		Complete		Complete	
	Accompl. Type: ▼	Proposed	Accompl. Type: ▼	Proposed	
		Underway		Underway	
		Complete		Complete	
Proposed Outcome		Performance Measure		Actual Outcome	
Affordability of decent housing		Assist 3 households to purchase a home		3 homes were purchased by first time homebuyers	
13 Direct Homeownership Assistance 570.201(n) ▼			Matrix Codes ▼		
Matrix Codes ▼			Matrix Codes ▼		
Matrix Codes ▼			Matrix Codes ▼		
Program Year 1	HOME ▼	Proposed Amt. 100,000	Fund Source: ▼	Proposed Amt.	
		Actual Amount 61,583		Actual Amount	
	Fund Source: ▼	Proposed Amt.		Fund Source: ▼	Proposed Amt.
		Actual Amount			Actual Amount
	Accompl. Type: ▼	Proposed Units		Accompl. Type: ▼	Proposed Units
		Actual Units			Actual Units
	Accompl. Type: ▼	Proposed Units		Accompl. Type: ▼	Proposed Units
		Actual Units			Actual Units

Program Year 2	Fund Source: ▼	Proposed Amt.		Fund Source: ▼	Proposed Amt.	
		Actual Amount			Actual Amount	
	Fund Source: ▼	Proposed Amt.		Fund Source: ▼	Proposed Amt.	
		Actual Amount			Actual Amount	
	Accompl. Type: ▼	Proposed Units		Accompl. Type: ▼	Proposed Units	
		Actual Units			Actual Units	
	Accompl. Type: ▼	Proposed Units		Accompl. Type: ▼	Proposed Units	
		Actual Units			Actual Units	
Program Year 3	Fund Source: ▼	Proposed Amt.		Fund Source: ▼	Proposed Amt.	
		Actual Amount			Actual Amount	
	Fund Source: ▼	Proposed Amt.		Fund Source: ▼	Proposed Amt.	
		Actual Amount			Actual Amount	
	Accompl. Type: ▼	Proposed Units		Accompl. Type: ▼	Proposed Units	
		Actual Units			Actual Units	
	Accompl. Type: ▼	Proposed Units		Accompl. Type: ▼	Proposed Units	
		Actual Units			Actual Units	
Program Year 4	Fund Source: ▼	Proposed Amt.		Fund Source: ▼	Proposed Amt.	
		Actual Amount			Actual Amount	
	Fund Source: ▼	Proposed Amt.		Fund Source: ▼	Proposed Amt.	
		Actual Amount			Actual Amount	
	Accompl. Type: ▼	Proposed Units		Accompl. Type: ▼	Proposed Units	
		Actual Units			Actual Units	
	Accompl. Type: ▼	Proposed Units		Accompl. Type: ▼	Proposed Units	
		Actual Units			Actual Units	
Program Year 5	Fund Source: ▼	Proposed Amt.		Fund Source: ▼	Proposed Amt.	
		Actual Amount			Actual Amount	
	Fund Source: ▼	Proposed Amt.		Fund Source: ▼	Proposed Amt.	
		Actual Amount			Actual Amount	
	Accompl. Type: ▼	Proposed Units		Accompl. Type: ▼	Proposed Units	
		Actual Units			Actual Units	
	Accompl. Type: ▼	Proposed Units		Accompl. Type: ▼	Proposed Units	
		Actual Units			Actual Units	

Project Name: Low-Income Owner Rehabilitation					
Description:	IDIS Project #: 480 UOG Code: NV320096 HENDERSON				
The Project assists low income homeowners in rehabilitating their homes.					
Location: 240 Water Street Henderson, NV 89015	Priority Need Category Select one: Owner Occupied Housing ▼				
Expected Completion Date: 6/30/2011	Explanation:				
Objective Category <input checked="" type="radio"/> Decent Housing <input type="radio"/> Suitable Living Environment <input type="radio"/> Economic Opportunity	Specific Objectives				
Outcome Categories <input type="checkbox"/> Availability/Accessibility <input type="checkbox"/> Affordability <input checked="" type="checkbox"/> Sustainability	1, Improve the quality of owner housing ▼ 2, ▼ 3, ▼				
Project-level Accomplishments	10 Housing Units ▼	Proposed 10	Accompl. Type: ▼	Proposed	
		Underway		Underway	
		Complete 1		Complete	
	Accompl. Type: ▼	Proposed	Accompl. Type: ▼	Proposed	
		Underway		Underway	
		Complete		Complete	
	Accompl. Type: ▼	Proposed	Accompl. Type: ▼	Proposed	
		Underway		Underway	
		Complete		Complete	
Proposed Outcome		Performance Measure		Actual Outcome	
Sustain affordable housing		Assist 10 owner-occupants to maintain affordable housing		1 homeowner was assisted with rehab	
14A Rehab; Single-Unit Residential 570.202 ▼			Matrix Codes ▼		
Matrix Codes ▼			Matrix Codes ▼		
Matrix Codes ▼			Matrix Codes ▼		
Program Year 1	HOME ▼	Proposed Amt. 100,000		Fund Source: ▼	Proposed Amt.
		Actual Amount 19,134		Fund Source: ▼	Actual Amount
	Fund Source: ▼	Proposed Amt.		Fund Source: ▼	Proposed Amt.
		Actual Amount			Actual Amount
	Accompl. Type: ▼	Proposed Units		Accompl. Type: ▼	Proposed Units
		Actual Units			Actual Units
	Accompl. Type: ▼	Proposed Units		Accompl. Type: ▼	Proposed Units
		Actual Units			Actual Units

Program Year 2	Fund Source: ▼	Proposed Amt.		Fund Source: ▼	Proposed Amt.	
		Actual Amount			Actual Amount	
	Fund Source: ▼	Proposed Amt.		Fund Source: ▼	Proposed Amt.	
		Actual Amount			Actual Amount	
	Accompl. Type: ▼	Proposed Units		Accompl. Type: ▼	Proposed Units	
		Actual Units			Actual Units	
	Accompl. Type: ▼	Proposed Units		Accompl. Type: ▼	Proposed Units	
		Actual Units			Actual Units	
Program Year 3	Fund Source: ▼	Proposed Amt.		Fund Source: ▼	Proposed Amt.	
		Actual Amount			Actual Amount	
	Fund Source: ▼	Proposed Amt.		Fund Source: ▼	Proposed Amt.	
		Actual Amount			Actual Amount	
	Accompl. Type: ▼	Proposed Units		Accompl. Type: ▼	Proposed Units	
		Actual Units			Actual Units	
	Accompl. Type: ▼	Proposed Units		Accompl. Type: ▼	Proposed Units	
		Actual Units			Actual Units	
Program Year 4	Fund Source: ▼	Proposed Amt.		Fund Source: ▼	Proposed Amt.	
		Actual Amount			Actual Amount	
	Fund Source: ▼	Proposed Amt.		Fund Source: ▼	Proposed Amt.	
		Actual Amount			Actual Amount	
	Accompl. Type: ▼	Proposed Units		Accompl. Type: ▼	Proposed Units	
		Actual Units			Actual Units	
	Accompl. Type: ▼	Proposed Units		Accompl. Type: ▼	Proposed Units	
		Actual Units			Actual Units	
Program Year 5	Fund Source: ▼	Proposed Amt.		Fund Source: ▼	Proposed Amt.	
		Actual Amount			Actual Amount	
	Fund Source: ▼	Proposed Amt.		Fund Source: ▼	Proposed Amt.	
		Actual Amount			Actual Amount	
	Accompl. Type: ▼	Proposed Units		Accompl. Type: ▼	Proposed Units	
		Actual Units			Actual Units	
	Accompl. Type: ▼	Proposed Units		Accompl. Type: ▼	Proposed Units	
		Actual Units			Actual Units	

Project Name: HOME Administration							
Description:	IDIS Project #: 478 UOG Code: NV320096 HENDERSON						
This project supports administration activities of the City's HOME programs.							
Location: 240 Water Street Henderson, NV 89015	Priority Need Category Select one: Planning/Administration ▼						
Expected Completion Date: 6/30/2011	Explanation:						
Objective Category <input type="radio"/> Decent Housing <input type="radio"/> Suitable Living Environment <input type="radio"/> Economic Opportunity	Specific Objectives						
Outcome Categories <input type="checkbox"/> Availability/Accessibility <input type="checkbox"/> Affordability <input type="checkbox"/> Sustainability	1, _____ ▼ 2, _____ ▼ 3, _____ ▼						
Project-level Accomplishments	Accompl. Type: ▼	Proposed			Accompl. Type: ▼	Proposed	
		Underway				Underway	
		Complete				Complete	
	Accompl. Type: ▼	Proposed			Accompl. Type: ▼	Proposed	
		Underway				Underway	
		Complete				Complete	
	Accompl. Type: ▼	Proposed			Accompl. Type: ▼	Proposed	
		Underway				Underway	
		Complete				Complete	
Proposed Outcome		Performance Measure		Actual Outcome			
19A HOME Admin/Planning Costs of PJ (not part of 5% Ad) ▼		Matrix Codes ▼		Matrix Codes ▼			
Matrix Codes ▼		Matrix Codes ▼		Matrix Codes ▼			
Matrix Codes ▼		Matrix Codes ▼		Matrix Codes ▼			
Program Year 1	HOME ▼	Proposed Amt.	52,361		Fund Source: ▼	Proposed Amt.	
		Actual Amount	32,913			Actual Amount	
	Fund Source: ▼	Proposed Amt.			Fund Source: ▼	Proposed Amt.	
		Actual Amount				Actual Amount	
	Accompl. Type: ▼	Proposed Units			Accompl. Type: ▼	Proposed Units	
		Actual Units				Actual Units	
	Accompl. Type: ▼	Proposed Units			Accompl. Type: ▼	Proposed Units	
		Actual Units				Actual Units	

Program Year 2	Fund Source: ▼	Proposed Amt.		Fund Source: ▼	Proposed Amt.	
		Actual Amount			Actual Amount	
	Fund Source: ▼	Proposed Amt.		Fund Source: ▼	Proposed Amt.	
		Actual Amount			Actual Amount	
	Accompl. Type: ▼	Proposed Units		Accompl. Type: ▼	Proposed Units	
		Actual Units			Actual Units	
	Accompl. Type: ▼	Proposed Units		Accompl. Type: ▼	Proposed Units	
		Actual Units			Actual Units	
Program Year 3	Fund Source: ▼	Proposed Amt.		Fund Source: ▼	Proposed Amt.	
		Actual Amount			Actual Amount	
	Fund Source: ▼	Proposed Amt.		Fund Source: ▼	Proposed Amt.	
		Actual Amount			Actual Amount	
	Accompl. Type: ▼	Proposed Units		Accompl. Type: ▼	Proposed Units	
		Actual Units			Actual Units	
	Accompl. Type: ▼	Proposed Units		Accompl. Type: ▼	Proposed Units	
		Actual Units			Actual Units	
Program Year 4	Fund Source: ▼	Proposed Amt.		Fund Source: ▼	Proposed Amt.	
		Actual Amount			Actual Amount	
	Fund Source: ▼	Proposed Amt.		Fund Source: ▼	Proposed Amt.	
		Actual Amount			Actual Amount	
	Accompl. Type: ▼	Proposed Units		Accompl. Type: ▼	Proposed Units	
		Actual Units			Actual Units	
	Accompl. Type: ▼	Proposed Units		Accompl. Type: ▼	Proposed Units	
		Actual Units			Actual Units	
Program Year 5	Fund Source: ▼	Proposed Amt.		Fund Source: ▼	Proposed Amt.	
		Actual Amount			Actual Amount	
	Fund Source: ▼	Proposed Amt.		Fund Source: ▼	Proposed Amt.	
		Actual Amount			Actual Amount	
	Accompl. Type: ▼	Proposed Units		Accompl. Type: ▼	Proposed Units	
		Actual Units			Actual Units	
	Accompl. Type: ▼	Proposed Units		Accompl. Type: ▼	Proposed Units	
		Actual Units			Actual Units	

Project Name: Development of Affordable Housing						
Description:	IDIS Project #: 482 UOG Code: NV320096 HENDERSON					
The project provides coordination and leverage funding for developers to increase the affordable housing inventory in Henderson.						
Location: 240 Water Street Henderson, NV 89015	Priority Need Category Select one: Rental Housing ▼					
Expected Completion Date: 6/30/2011	Explanation:					
Objective Category <input checked="" type="radio"/> Decent Housing <input type="radio"/> Suitable Living Environment <input type="radio"/> Economic Opportunity	Specific Objectives					
Outcome Categories <input checked="" type="checkbox"/> Availability/Accessibility <input type="checkbox"/> Affordability <input type="checkbox"/> Sustainability	1, Increase the supply of affordable rental housing ▼ 2, ▼ 3, ▼					
Project-level Accomplishments	10 Housing Units ▼	Proposed 60	Accompl. Type: ▼	Proposed		
		Underway 60		Underway		
		Complete 0		Complete		
	Accompl. Type: ▼	Proposed	Accompl. Type: ▼	Proposed		
		Underway		Underway		
		Complete		Complete		
	Accompl. Type: ▼	Proposed	Accompl. Type: ▼	Proposed		
		Underway		Underway		
		Complete		Complete		
Proposed Outcome		Performance Measure		Actual Outcome		
Increase availability of affordable housing		Develop 60 new units of affordable rentals for seniors		Project is underway		
12 Construction of Housing 570.201(m) ▼			Matrix Codes ▼			
Matrix Codes ▼			Matrix Codes ▼			
Matrix Codes ▼			Matrix Codes ▼			
Program Year 1	Fund Source: ▼	Proposed Amt.		Fund Source: ▼	Proposed Amt.	
		Actual Amount			Actual Amount	
	Fund Source: ▼	Proposed Amt.		Fund Source: ▼	Proposed Amt.	
		Actual Amount			Actual Amount	
	Accompl. Type: ▼	Proposed Units		Accompl. Type: ▼	Proposed Units	
		Actual Units			Actual Units	
	Accompl. Type: ▼	Proposed Units		Accompl. Type: ▼	Proposed Units	
		Actual Units			Actual Units	

Program Year 2	Fund Source: ▼	Proposed Amt.		Fund Source: ▼	Proposed Amt.	
		Actual Amount			Actual Amount	
	Fund Source: ▼	Proposed Amt.		Fund Source: ▼	Proposed Amt.	
		Actual Amount			Actual Amount	
	Accompl. Type: ▼	Proposed Units		Accompl. Type: ▼	Proposed Units	
		Actual Units			Actual Units	
	Accompl. Type: ▼	Proposed Units		Accompl. Type: ▼	Proposed Units	
		Actual Units			Actual Units	
Program Year 3	Fund Source: ▼	Proposed Amt.		Fund Source: ▼	Proposed Amt.	
		Actual Amount			Actual Amount	
	Fund Source: ▼	Proposed Amt.		Fund Source: ▼	Proposed Amt.	
		Actual Amount			Actual Amount	
	Accompl. Type: ▼	Proposed Units		Accompl. Type: ▼	Proposed Units	
		Actual Units			Actual Units	
	Accompl. Type: ▼	Proposed Units		Accompl. Type: ▼	Proposed Units	
		Actual Units			Actual Units	
Program Year 4	Fund Source: ▼	Proposed Amt.		Fund Source: ▼	Proposed Amt.	
		Actual Amount			Actual Amount	
	Fund Source: ▼	Proposed Amt.		Fund Source: ▼	Proposed Amt.	
		Actual Amount			Actual Amount	
	Accompl. Type: ▼	Proposed Units		Accompl. Type: ▼	Proposed Units	
		Actual Units			Actual Units	
	Accompl. Type: ▼	Proposed Units		Accompl. Type: ▼	Proposed Units	
		Actual Units			Actual Units	
Program Year 5	Fund Source: ▼	Proposed Amt.		Fund Source: ▼	Proposed Amt.	
		Actual Amount			Actual Amount	
	Fund Source: ▼	Proposed Amt.		Fund Source: ▼	Proposed Amt.	
		Actual Amount			Actual Amount	
	Accompl. Type: ▼	Proposed Units		Accompl. Type: ▼	Proposed Units	
		Actual Units			Actual Units	
	Accompl. Type: ▼	Proposed Units		Accompl. Type: ▼	Proposed Units	
		Actual Units			Actual Units	

Project Name: Affordable Housing Acquisition						
Description:	IDIS Project #: 326 UOG Code: NV320096 This project will fund acquisition of building lots to be used for construction of affordable housing units.					
Location: Citywide	Priority Need Category Select one: Owner Occupied Housing ▼ Explanation:					
Expected Completion Date: 6/30/2011	Specific Objectives 1. Increase the availability of affordable owner housing ▼ 2. ▼ 3. ▼					
Objective Category <input checked="" type="radio"/> Decent Housing <input type="radio"/> Suitable Living Environment <input type="radio"/> Economic Opportunity						
Outcome Categories <input checked="" type="checkbox"/> Availability/Accessibility <input type="checkbox"/> Affordability <input type="checkbox"/> Sustainability						
Project-level Accomplishments	10 Housing Units ▼	Proposed 5		Accompl. Type: ▼	Proposed	
		Underway			Underway	
		Complete 6			Complete	
	Accompl. Type: ▼	Proposed		Accompl. Type: ▼	Proposed	
		Underway			Underway	
		Complete			Complete	
	Accompl. Type: ▼	Proposed		Accompl. Type: ▼	Proposed	
		Underway			Underway	
		Complete			Complete	
Proposed Outcome	Performance Measure	Actual Outcome				
Increase availability of affordable housing	Acquire 5 lots for future affordable construction	6 lots were acquired				
01 Acquisition of Real Property 570.201(a) ▼	Matrix Codes ▼					
Matrix Codes ▼	Matrix Codes ▼					
Matrix Codes ▼	Matrix Codes ▼					
Program Year 1	Fund Source: ▼	Proposed Amt.		Fund Source: ▼	Proposed Amt.	
		Actual Amount			Actual Amount	
	Fund Source: ▼	Proposed Amt.		Fund Source: ▼	Proposed Amt.	
		Actual Amount			Actual Amount	
	Accompl. Type: ▼	Proposed Units		Accompl. Type: ▼	Proposed Units	
		Actual Units			Actual Units	
	Accompl. Type: ▼	Proposed Units		Accompl. Type: ▼	Proposed Units	
		Actual Units			Actual Units	

Program Year 2	Fund Source: ▼	Proposed Amt.		Fund Source: ▼	Proposed Amt.	
		Actual Amount			Actual Amount	
	Fund Source: ▼	Proposed Amt.		Fund Source: ▼	Proposed Amt.	
		Actual Amount			Actual Amount	
	Accompl. Type: ▼	Proposed Units		Accompl. Type: ▼	Proposed Units	
		Actual Units			Actual Units	
	Accompl. Type: ▼	Proposed Units		Accompl. Type: ▼	Proposed Units	
		Actual Units			Actual Units	
Program Year 3	Fund Source: ▼	Proposed Amt.		Fund Source: ▼	Proposed Amt.	
		Actual Amount			Actual Amount	
	Fund Source: ▼	Proposed Amt.		Fund Source: ▼	Proposed Amt.	
		Actual Amount			Actual Amount	
	Accompl. Type: ▼	Proposed Units		Accompl. Type: ▼	Proposed Units	
		Actual Units			Actual Units	
	Accompl. Type: ▼	Proposed Units		Accompl. Type: ▼	Proposed Units	
		Actual Units			Actual Units	
Program Year 4	Fund Source: ▼	Proposed Amt.		Fund Source: ▼	Proposed Amt.	
		Actual Amount			Actual Amount	
	Fund Source: ▼	Proposed Amt.		Fund Source: ▼	Proposed Amt.	
		Actual Amount			Actual Amount	
	Accompl. Type: ▼	Proposed Units		Accompl. Type: ▼	Proposed Units	
		Actual Units			Actual Units	
	Accompl. Type: ▼	Proposed Units		Accompl. Type: ▼	Proposed Units	
		Actual Units			Actual Units	
Program Year 5	Fund Source: ▼	Proposed Amt.		Fund Source: ▼	Proposed Amt.	
		Actual Amount			Actual Amount	
	Fund Source: ▼	Proposed Amt.		Fund Source: ▼	Proposed Amt.	
		Actual Amount			Actual Amount	
	Accompl. Type: ▼	Proposed Units		Accompl. Type: ▼	Proposed Units	
		Actual Units			Actual Units	
	Accompl. Type: ▼	Proposed Units		Accompl. Type: ▼	Proposed Units	
		Actual Units			Actual Units	

Project Name: COH Weatherization Program					
Description:	IDIS Project #: UOG Code: NV320096				
The project assists residents with energy efficiency home improvements.					
Location: Citywide	Priority Need Category Select one: Owner Occupied Housing ▼ Explanation:				
Expected Completion Date: 6/30/2011	Specific Objectives				
Objective Category <input checked="" type="radio"/> Decent Housing <input type="radio"/> Suitable Living Environment <input type="radio"/> Economic Opportunity					
Outcome Categories <input type="checkbox"/> Availability/Accessibility <input type="checkbox"/> Affordability <input checked="" type="checkbox"/> Sustainability	1, Improve the quality of owner housing ▼ 2, ▼ 3, ▼				
Project-level Accomplishments	04 Households ▼	Proposed 261	Accompl. Type: ▼	Proposed	
		Underway		Underway	
		Complete 564		Complete	
	Accompl. Type: ▼	Proposed	Accompl. Type: ▼	Proposed	
		Underway		Underway	
		Complete		Complete	
	Accompl. Type: ▼	Proposed	Accompl. Type: ▼	Proposed	
		Underway		Underway	
		Complete		Complete	
Proposed Outcome		Performance Measure		Actual Outcome	
Improve sustainability of affordable housing		Provide energy efficient improvements to 261 units		564 households received energy efficiency improvements	
14F Energy Efficiency Improvements 570.202 ▼		Matrix Codes ▼			
Matrix Codes ▼		Matrix Codes ▼			
Matrix Codes ▼		Matrix Codes ▼			
Program Year 1	Other ▼	Proposed Amt. 1,620,922	Fund Source: ▼	Proposed Amt.	
		Actual Amount		Actual Amount	
	Fund Source: ▼	Proposed Amt.	Fund Source: ▼	Proposed Amt.	
		Actual Amount		Actual Amount	
	Accompl. Type: ▼	Proposed Units	Accompl. Type: ▼	Proposed Units	
		Actual Units		Actual Units	
	Accompl. Type: ▼	Proposed Units	Accompl. Type: ▼	Proposed Units	
		Actual Units		Actual Units	

Program Year 2	Fund Source: ▼	Proposed Amt.		Fund Source: ▼	Proposed Amt.	
		Actual Amount			Actual Amount	
	Fund Source: ▼	Proposed Amt.		Fund Source: ▼	Proposed Amt.	
		Actual Amount			Actual Amount	
	Accompl. Type: ▼	Proposed Units		Accompl. Type: ▼	Proposed Units	
		Actual Units			Actual Units	
	Accompl. Type: ▼	Proposed Units		Accompl. Type: ▼	Proposed Units	
		Actual Units			Actual Units	
Program Year 3	Fund Source: ▼	Proposed Amt.		Fund Source: ▼	Proposed Amt.	
		Actual Amount			Actual Amount	
	Fund Source: ▼	Proposed Amt.		Fund Source: ▼	Proposed Amt.	
		Actual Amount			Actual Amount	
	Accompl. Type: ▼	Proposed Units		Accompl. Type: ▼	Proposed Units	
		Actual Units			Actual Units	
	Accompl. Type: ▼	Proposed Units		Accompl. Type: ▼	Proposed Units	
		Actual Units			Actual Units	
Program Year 4	Fund Source: ▼	Proposed Amt.		Fund Source: ▼	Proposed Amt.	
		Actual Amount			Actual Amount	
	Fund Source: ▼	Proposed Amt.		Fund Source: ▼	Proposed Amt.	
		Actual Amount			Actual Amount	
	Accompl. Type: ▼	Proposed Units		Accompl. Type: ▼	Proposed Units	
		Actual Units			Actual Units	
	Accompl. Type: ▼	Proposed Units		Accompl. Type: ▼	Proposed Units	
		Actual Units			Actual Units	
Program Year 5	Fund Source: ▼	Proposed Amt.		Fund Source: ▼	Proposed Amt.	
		Actual Amount			Actual Amount	
	Fund Source: ▼	Proposed Amt.		Fund Source: ▼	Proposed Amt.	
		Actual Amount			Actual Amount	
	Accompl. Type: ▼	Proposed Units		Accompl. Type: ▼	Proposed Units	
		Actual Units			Actual Units	
	Accompl. Type: ▼	Proposed Units		Accompl. Type: ▼	Proposed Units	
		Actual Units			Actual Units	

Project Name: RDA Homeowner Assistance						
Description:	IDIS Project #: UOG Code: NV320096 HENDERSON					
This program assists with home repairs for low-income homeowners located in the Downtown Henderson area.						
Location: Citywide	Priority Need Category Select one: Owner Occupied Housing ▼					
Expected Completion Date: 6/30/2011	Explanation:					
Objective Category <input checked="" type="radio"/> Decent Housing <input type="radio"/> Suitable Living Environment <input type="radio"/> Economic Opportunity	Specific Objectives					
Outcome Categories <input type="checkbox"/> Availability/Accessibility <input type="checkbox"/> Affordability <input checked="" type="checkbox"/> Sustainability	1. Improve access to affordable owner housing ▼ 2. ▼ 3. ▼					
Project-level Accomplishments	10 Housing Units ▼	Proposed 75		Accompl. Type: ▼	Proposed	
		Underway			Underway	
		Complete 0			Complete	
	Accompl. Type: ▼	Proposed		Accompl. Type: ▼	Proposed	
		Underway			Underway	
		Complete			Complete	
	Accompl. Type: ▼	Proposed		Accompl. Type: ▼	Proposed	
		Underway			Underway	
		Complete			Complete	
Proposed Outcome	Performance Measure	Actual Outcome				
Sustain supply of affordable housing	Provide homeowner assistance to 75 households	This program was suspended.				
14A Rehab; Single-Unit Residential 570.202 ▼	Matrix Codes ▼					
Matrix Codes ▼	Matrix Codes ▼					
Matrix Codes ▼	Matrix Codes ▼					
Program Year 1	Other ▼	Proposed Amt. 650,000		Fund Source: ▼	Proposed Amt.	
		Actual Amount 0			Actual Amount	
	Fund Source: ▼	Proposed Amt.		Fund Source: ▼	Proposed Amt.	
		Actual Amount			Actual Amount	
	Accompl. Type: ▼	Proposed Units		Accompl. Type: ▼	Proposed Units	
		Actual Units			Actual Units	
	Accompl. Type: ▼	Proposed Units		Accompl. Type: ▼	Proposed Units	
		Actual Units			Actual Units	

Program Year 2	Fund Source: ▼	Proposed Amt.		Fund Source: ▼	Proposed Amt.	
		Actual Amount			Actual Amount	
	Fund Source: ▼	Proposed Amt.		Fund Source: ▼	Proposed Amt.	
		Actual Amount			Actual Amount	
	Accompl. Type: ▼	Proposed Units		Accompl. Type: ▼	Proposed Units	
		Actual Units			Actual Units	
	Accompl. Type: ▼	Proposed Units		Accompl. Type: ▼	Proposed Units	
		Actual Units			Actual Units	
Program Year 3	Fund Source: ▼	Proposed Amt.		Fund Source: ▼	Proposed Amt.	
		Actual Amount			Actual Amount	
	Fund Source: ▼	Proposed Amt.		Fund Source: ▼	Proposed Amt.	
		Actual Amount			Actual Amount	
	Accompl. Type: ▼	Proposed Units		Accompl. Type: ▼	Proposed Units	
		Actual Units			Actual Units	
	Accompl. Type: ▼	Proposed Units		Accompl. Type: ▼	Proposed Units	
		Actual Units			Actual Units	
Program Year 4	Fund Source: ▼	Proposed Amt.		Fund Source: ▼	Proposed Amt.	
		Actual Amount			Actual Amount	
	Fund Source: ▼	Proposed Amt.		Fund Source: ▼	Proposed Amt.	
		Actual Amount			Actual Amount	
	Accompl. Type: ▼	Proposed Units		Accompl. Type: ▼	Proposed Units	
		Actual Units			Actual Units	
	Accompl. Type: ▼	Proposed Units		Accompl. Type: ▼	Proposed Units	
		Actual Units			Actual Units	
Program Year 5	Fund Source: ▼	Proposed Amt.		Fund Source: ▼	Proposed Amt.	
		Actual Amount			Actual Amount	
	Fund Source: ▼	Proposed Amt.		Fund Source: ▼	Proposed Amt.	
		Actual Amount			Actual Amount	
	Accompl. Type: ▼	Proposed Units		Accompl. Type: ▼	Proposed Units	
		Actual Units			Actual Units	
	Accompl. Type: ▼	Proposed Units		Accompl. Type: ▼	Proposed Units	
		Actual Units			Actual Units	

Project Name: Regional Homeless Coordination							
Description:	IDIS Project #: UOG Code: NV320096 HENDERSON						
The City contributes a prorated share of funding toward regional initiatives in responses to homelessness, including coordination staff, HMIS administration, and inclement weather shelter.							
Location: Citywide	Priority Need Category Select one: Homeless/HIV/AIDS ▼						
Explanation:							
Expected Completion Date: 6/30/2011	Specific Objectives						
Objective Category <input type="radio"/> Decent Housing <input checked="" type="radio"/> Suitable Living Environment <input type="radio"/> Economic Opportunity							
Outcome Categories <input type="checkbox"/> Availability/Accessibility <input type="checkbox"/> Affordability <input checked="" type="checkbox"/> Sustainability	1. Increase the number of homeless persons moving into permanent housing ▼						
	2. Improve the services for low/mod income persons ▼						
	3. ▼						
Project-level Accomplishments	Accompl. Type: ▼	Proposed			Accompl. Type: ▼	Proposed	
		Underway				Underway	
		Complete				Complete	
	Accompl. Type: ▼	Proposed			Accompl. Type: ▼	Proposed	
		Underway				Underway	
		Complete				Complete	
	Accompl. Type: ▼	Proposed			Accompl. Type: ▼	Proposed	
		Underway				Underway	
		Complete				Complete	
Proposed Outcome		Performance Measure		Actual Outcome			
03T Operating Costs of Homeless/AIDS Patients Programs ▼				Matrix Codes ▼			
Matrix Codes ▼				Matrix Codes ▼			
Matrix Codes ▼				Matrix Codes ▼			
Program Year 1	Other ▼	Proposed Amt.	129,277		Fund Source: ▼	Proposed Amt.	
		Actual Amount	129,277			Actual Amount	
	Fund Source: ▼	Proposed Amt.			Fund Source: ▼	Proposed Amt.	
		Actual Amount				Actual Amount	
	Accompl. Type: ▼	Proposed Units			Accompl. Type: ▼	Proposed Units	
		Actual Units				Actual Units	
	Accompl. Type: ▼	Proposed Units			Accompl. Type: ▼	Proposed Units	
		Actual Units				Actual Units	

Program Year 2	Fund Source: ▼	Proposed Amt.		Fund Source: ▼	Proposed Amt.	
		Actual Amount			Actual Amount	
	Fund Source: ▼	Proposed Amt.		Fund Source: ▼	Proposed Amt.	
		Actual Amount			Actual Amount	
	Accompl. Type: ▼	Proposed Units		Accompl. Type: ▼	Proposed Units	
		Actual Units			Actual Units	
	Accompl. Type: ▼	Proposed Units		Accompl. Type: ▼	Proposed Units	
		Actual Units			Actual Units	
Program Year 3	Fund Source: ▼	Proposed Amt.		Fund Source: ▼	Proposed Amt.	
		Actual Amount			Actual Amount	
	Fund Source: ▼	Proposed Amt.		Fund Source: ▼	Proposed Amt.	
		Actual Amount			Actual Amount	
	Accompl. Type: ▼	Proposed Units		Accompl. Type: ▼	Proposed Units	
		Actual Units			Actual Units	
	Accompl. Type: ▼	Proposed Units		Accompl. Type: ▼	Proposed Units	
		Actual Units			Actual Units	
Program Year 4	Fund Source: ▼	Proposed Amt.		Fund Source: ▼	Proposed Amt.	
		Actual Amount			Actual Amount	
	Fund Source: ▼	Proposed Amt.		Fund Source: ▼	Proposed Amt.	
		Actual Amount			Actual Amount	
	Accompl. Type: ▼	Proposed Units		Accompl. Type: ▼	Proposed Units	
		Actual Units			Actual Units	
	Accompl. Type: ▼	Proposed Units		Accompl. Type: ▼	Proposed Units	
		Actual Units			Actual Units	
Program Year 5	Fund Source: ▼	Proposed Amt.		Fund Source: ▼	Proposed Amt.	
		Actual Amount			Actual Amount	
	Fund Source: ▼	Proposed Amt.		Fund Source: ▼	Proposed Amt.	
		Actual Amount			Actual Amount	
	Accompl. Type: ▼	Proposed Units		Accompl. Type: ▼	Proposed Units	
		Actual Units			Actual Units	
	Accompl. Type: ▼	Proposed Units		Accompl. Type: ▼	Proposed Units	
		Actual Units			Actual Units	